

# **BAY COUNTY DRAIN COMMISSIONER**

## **2013 ANNUAL REPORT**



**Presented by:  
Joseph Rivet  
Bay County Drain Commissioner  
March 26, 2014**



# BAY COUNTY DRAIN COMMISSIONER

JOSEPH RIVET  
rivetj@baycounty.net

515 CENTER AVENUE, SUITE 601  
BAY CITY, MICHIGAN 48708-5127  
drainoffice@baycounty.net

PHONE (989) 895-4290  
FAX (989) 895-4292  
TDD (989) 895-4049  
(HEARING IMPAIRED)

March 26, 2014


To the Honorable Chairman and  
Members of the Bay County  
Board of Commissioners

Dear Board of Commissioners:


In compliance with the provisions of Chapter 2, Section 31, of the Michigan Drain Code, which is Act 40 of the Public Acts of 1956, as amended, I respectfully submit my Annual Report for the Bay County Drain Commissioner's office for the year ending December 31, 2013.

It is hoped that the information in this report will be of benefit to you and the residents of the townships you represent.

Sincerely,



Joseph L. Rivet  
Bay County Drain Commissioner



## TABLE OF CONTENTS

Drain Commissioner's Letter .....	1
Drain Commissioner Staff, Board of Commissioners, Drain Board Members.....	2
2014 Goals and Objectives, 2013 Accomplishments .....	3
Petitions and Permits .....	8
Drain 2013 Debt Schedules .....	11
2013 Assessments.....	13
Financials	
Consolidated Balance Sheets.....	16
Consolidated Statement of Revenues, Expenditures, and Changes in Fund Balance.....	17
8020 Revolving Fund Balance Sheet .....	18
Chapter 20 Drains, Balance Sheets.....	19
Chapter 20 Drains, Statement of Revenues, Expenditures, and Changes in Fund Balance .....	20
Drain Debt Accounts, Balance Sheets.....	21
Drain Debt Accounts, Statement of Revenues, Expenditures, and Changes in Fund Balance.....	26
Chapter 8 Drains, Balance Sheets.....	31
Chapter 8 Drains, Statement of Revenues, Expenditures, and Changes in Fund Balance.....	90
2013 Drain Orders Issued .....	149



# BAY COUNTY DRAIN COMMISSIONER

JOSEPH RIVET  
rivetj@baycounty.net

515 CENTER AVENUE, SUITE 601  
BAY CITY, MICHIGAN 48708-5127  
drainoffice@baycounty.net

PHONE (989) 895-4290  
FAX (989) 895-4292  
TDD (989) 895-4049  
(HEARING IMPAIRED)

March 26, 2014


To the Honorable Chairman and  
Members of the Bay County  
Board of Commissioners

Dear Board of Commissioners:

In compliance with the provisions of Chapter 2, Section 31, of the Michigan Drain Code, which is Act 40 of the Public Acts of 1956, as amended, I respectfully submit my Annual Report for the Bay County Drain Commissioner's office for the year ending December 31, 2013.

It is hoped that the information in this report will be of benefit to you and the residents of the townships you represent.

Sincerely,



Joseph L. Rivet  
Bay County Drain Commissioner





# BAY COUNTY DRAIN COMMISSIONER


JOSEPH RIVET  
rivetj@baycounty.net

515 CENTER AVENUE, SUITE 601  
BAY CITY, MICHIGAN 48708-5127  
drainoffice@baycounty.net

PHONE (989) 895-4290  
FAX (989) 895-4292  
TDD (989) 895-4049  
(HEARING IMPAIRED)

## MEMORANDUM

TO: Board of Commissioners

FROM: Joseph Rivet, Drain Commissioner 

RE: Annual Report

DATE: March 26, 2014

---


As required by law, enclosed is the Bay County Drain Commissioner's Annual Report. I am pleased to present you an update of our work on behalf of our staff. We have completed another very successful year and our financial position remains very strong.

We provided one copy to the Chair of the Board and put the report on the County website under the Drain Commissioner's Office. We can easily produce a copy of the report if you would like one.

As I do each year, I must stress the quality of the staff of the Drain Commissioner's Office. As always, under the direction of Drain Board Members Don Tilley and Brandon Krause, we have continued to provide the equipment and tools they need to be more efficient and productive.

In addition to completing a number of projects during 2013, we have continued our work to improve water quality, implementating a \$995,000 grant to improve the Kawkawlin River. Water quality remains a priority which includes the ongoing oversight of the Bay Area Storm Water Authority.

We look forward to working with the County Board of Commissioners, Township Officials and our stakeholders in 2014 on behalf of the residents of Bay County. Please do not hesitate to contact me if you have any questions or if our office can be of service to you.



# BAY COUNTY DRAIN COMMISSIONER

Staff & Board  
Members



## 2013 ANNUAL REPORT

Drain Commissioner & Staff

Bay County Board of  
Commissioners

Bay County Chapter 20 Drain  
Board Members



# BAY COUNTY DRAIN COMMISSIONER

JOSEPH RIVET  
rivetj@baycounty.net

515 CENTER AVENUE, SUITE 601  
BAY CITY, MICHIGAN 48708-5127  
drainoffice@baycounty.net

PHONE (989) 895-4290  
FAX (989) 895-4292  
TDD (989) 895-4049  
(HEARING IMPAIRED)

**Drain Commissioner**  
Joseph L. Rivet

## **Staff**

Mark Basket, Professional Surveyor  
Jodie DuRussel, Staff Accountant  
Cheryl Myles, Administrative Assistant  
Karl A. Reinhardt, Drain Maintenance  
Gregory A. Licht, Drain Maintenance  
John W. Morse, Drain Maintenance

**Bay County Board of Commissioners**  
Ernie Krygier, Chairman

Don Tilley, Vice Chairman

Vaughn Begick

Kim Coonan

Thomas Herek

Brandon Krause

Michael Lutz

**Bay County Chapter 20 Drain Board Members**

Joseph L. Rivet, Chairman

Brandon Krause

Don Tilley

## **Location**

Bay County Building  
Suite 601  
515 Center Avenue  
Bay City, MI 48708



# BAY COUNTY DRAIN COMMISSIONER

2014 Goals/2013  
Accomplishments

## 2013 ANNUAL REPORT

2014 Goals & Objectives

2013 Accomplishments





# BAY COUNTY DRAIN COMMISSIONER

JOSEPH RIVET  
rivetj@baycounty.net

515 CENTER AVENUE, SUITE 601  
BAY CITY, MICHIGAN 48708-5127  
drainoffice@baycounty.net

PHONE (989) 895-4290  
FAX (989) 895-4292  
TDD (989) 895-4049  
(HEARING IMPAIRED)

## ***2013 Accomplishments***

### ***Projects***

In 2013, the Drain Commissioner focused efforts on a significant number (26) of maintenance projects. Work was done in 12 townships. Examples include the DeWyse, Columbia, West Branch, Kowalski, Mill Pond and Old Townline. Efforts continued to replace failing headwalls and culverts in Bangor Township. Beyond these contracted projects, Drain Commissioner Staff carried-out smaller repairs, maintenance, spraying or brushing projects on dozens of drains throughout Bay County.

As always, the most important aspect of work on the Drain Commissioner's projects remained the approach taken to completing them. A strategy of utilizing creative and responsive methods to address project needs has been adopted.

### ***Environmental/Storm Water Quality***

In 2013, administration of the Bay Area Storm Water Authority remained a focus of environmental actions in the Office of the Bay County Drain Commissioner. This included continued implementation of the various pollution elimination and public education programs.

A substantial component of the NPDES program is public education. The Bay County Drain Office developed outreach efforts including bringing storm water quality education to residents in the urbanized area.

The Drain Commissioner continues to administer a grant of \$995,504 to implement best management practices for water quality improvements to the Kawkawlin River. The grant will bring together various organizations and governmental agencies to complete the work over a 2.5 year period.



### ***Equipment Replacement/Improvement***

In the last several years, the Drain Office has upgraded and improved 95% of its equipment fleet. All necessary equipment has been purchased. A schedule of replacing vehicles and equipment has been implemented. In 2013, we replaced the electrical control panel in the main Bangor Township pump station.

### ***Soil Erosion & Sedimentation Control***

The Drain Office issued or renewed 69 SESC permits in 2013. Each permit received the necessary oversight and inspections.

### ***Community Outreach/Responsiveness***

In 2013, the Drain Commissioner issued an annual report, making it available to all municipalities and other interested parties. Dialogs were maintained and an open informational policy remains in place in the Office of Drain Commissioner.

Dozens of residents of Bay County had contacted the Drain Office with Drain specific concerns in 2013. Each was responded to, most often after receiving a site visit. Although many issues could not be addressed by the Drain Commissioner, each contact was investigated.



# BAY COUNTY DRAIN COMMISSIONER

JOSEPH RIVET  
rivetj@baycounty.net

515 CENTER AVENUE, SUITE 601  
BAY CITY, MICHIGAN 48708-5127  
drainoffice@baycounty.net

PHONE (989) 895-4290  
FAX (989) 895-4292  
TDD (989) 895-4049  
(HEARING IMPAIRED)

## ***2014 Goals and Objectives***

### ***Responsiveness***

The Drain Office will continue efforts to be responsive to all requests for information. The goal of an initial response within 48 hours continues. This includes site visits and presentation of necessary permitting or petitioning information.

### ***Community Information/Outreach***

Building on the past successes, the Drain Commissioner's Office will continue to outreach to the community with information on its efforts. Mailings and neighborhood meetings have led to clear communication with residents on specific projects affecting them. These activities will continue to be a priority. The Drain Commissioner will also continue regular meetings with local officials, members of the farm community and environmental groups to seek input on the direction of the drain system.

### ***Outstanding Projects***

The Drain Commissioner's Office has three outstanding petitions that are not yet scheduled for work. These are the Kerr-Jammer-Szymanski, Wilcox and Hoppler Creek Drains. Bids have been received and a project is commencing on the Wilcox Drain to be completed this year. Engineering work will be completed with a possible project this year for the Kerr-Jammer-Szymanski which is heavily dependent on the Kawkawlin River.

In 2014 a project will be completed to address a 25 year issue in Bangor Township. The Perma Court project will provide an outlet for storm water that causes flooding in the Perma Court and L & L Court subdivision. A contractor has been selected and plans are in place to complete the \$145,000 project.

### ***Drain Maintenance Program***

A substantial portion of the work done by the Office of the Drain Commissioner is considered maintenance. It is restoring drains to their original design. In 2013, it is anticipated that several drains will be cleaned through the maintenance process. These include the portion of the Kochville-Frankenlust, Uhlman and Lower Keisel.

Maintenance staff will continue to perform minor county-wide drain maintenance work. This includes jetting culverts, repairing wash-outs, removing obstructions, brushing and installing minor pipe projects. We will also continue our mowing and drain spray programs. These functions are provided at a reduced cost and are more efficient for residents.



### ***Equipment Replacement Program***

In an effort to make necessary upgrades and provide the necessary equipment to perform more functions, a number of equipment purchases have been made in the last three years. In 2014, we will purchase an upgraded pre-owned tandem dump truck, (approximately \$75,000)

2014 will see the continuation of an effort to review and upgrade pumps and electrical equipment at pump stations under Drain Office jurisdiction. Most of the equipment is decades old and a strategic approach to replacement is necessary.

### ***Kawkawlin River Restoration:***

The Bay County Drain Commissioner continues to administer a \$995,504 grant to implement improvements outlined watershed management plan for the Kawkawlin River. The grant involves a number of Best Management Practices for agriculture, septic tanks and erosion control.

During 2014 the Drain Commissioner will also administer a grant to determine bank-full reference numbers for lake-plain areas of the State. The \$65,000 grant will improve our MDEQ permitting opportunities in the future.

### ***Soil Erosion/Sedimentation Control***

The Drain Commissioner will continue as the County Enforcement Agent for soil erosion and sedimentation control. The Drain Office has made minor modifications to the system for the efficient issuance and enforcement of SESC permits and will continue to operate the program within the original Drain Commissioner's budget, relieving the general fund of any costs for the program.

### ***NPDES/Environmental***

The Drain Commissioner's assumption of responsibility to administer the NPDES Phase II permit for BayCounty has altered the workload of the Drain Office. As much as 10% of staff time will now be dedicated to the program. The Office will manage the program efficiently, complying with all required components of the program and enhance the community's knowledge of the importance of storm water management.

In 2014, the Drain Commissioner will continue to administer the Bay Area Storm Water Authority. In addition to NPDES, the Drain Commissioner will focus on integrating environmental enhancements on all projects, reducing sedimentation and other pollutants.





### ***Remonumentation Program***

In 20134, the Drain Commissioner's office will continue to oversee the County's remonumentation program. Under the direction of Mark Basket, P.S. the Office will oversee State Grants that re-establish survey marks on section corners throughout Bay County.

### ***Operational/Strategic***

During 2014, the Drain Office will continue to improve its operation and approach to serving the community. Over the coming year, further implementation of additional responsibilities, as well as on going changes will be reviewed for efficiency.



# BAY COUNTY DRAIN COMMISSIONER

Projects & Permits

## 2013 ANNUAL REPORT

Petitioned Projects

Projects Completed

Maintenance Projects Completed

Crossing Permits Issued

Culvert Permits Issued

Tap Permits Issued



**BAY COUNTY DRAIN COMMISSIONER  
2013 Annual Report**

**PETITIONED PROJECTS**

<u>Drain</u>	<u>Status</u>
Hoppler Creek	Waiting for assessments in subdistricts to end
Wilcox	Design Stage
Kerr-Jammer-Szymanski	Design Stage
Budd Intercounty Drain	2013 Construction
Beson Drain	2013 Construction

**MAINTENANCE PROJECTS COMPLETED**

<u>Drain</u>	<u>Township</u>
Ames	Williams
Augustyniak	Fraser
Behmlander	Monitor
Betzold	Beaver
Columbia	Frankenlust
Dewyse	Portsmouth
Erickson	Fraser
Hembling	Kawkawlin
Hudson	Mt. Forest
Johnson	fraser
Kasemeyer	Monitor
Klauss	Frankenlust
Dkowalski	Beaver
Legness	Pinconning
Lincoln Road	Portsmouth
Mill Pond	Monitor
Mill Pond Br 5	Monitor
Old Townline	Portsmouth/Merritt
Renner	Beaver
SE Br Kochville	Frankenlust
Selleck	Pinconning
Trombley	Portsmouth
VanDevivre	Monitor
Webster	Merritt
West Branch	Frankenlust

**Tap Permit Summary**

<u>Drain</u>	<u>Applicant</u>	<u>Date</u>
Tap & Gove	Crop Production Services	3/25/2013
So Br Kindell	TI Group Automotive	7/8/2013
Corbin	Bangor Township Schools	9/5/2013
Bangor Consolidated	Bay Co Road Commission	9/9/2013
Phillips	Consumers Energy	9/9/2013
Phillips	Consumers Energy	9/9/2013
Phillips	Consumers Energy	9/9/2013

**BAY COUNTY DRAIN COMMISSIONER  
2013 Annual Report**

**Culvert Permit Summary**

<u>Drain</u>	<u>Applicant</u>	<u>Date</u>
Rouche	Robert Rau	1/7/2013
Dewyse	Robert Swallow	1/8/2013
Mill Pond	Bay Co Road Commission	1/15/2013
Tap & Gove	Crop Production	1/22/2013
Youngs Ditch	Dave Schmidt	1/25/2013
Chip Road	Bryan Schwab	3/5/2013
Graham	Bay Co Road Commission	3/7/2013
Hembling	Bay Co Road Commission	3/7/2013
Webster	Nick Stockmeyer	3/25/2013
Budd	Lake States Railroad	4/4/2013
Schumacher Ellison	Dennis Fleishmann	3/29/2013
Auburn Road	Chris Schmidt	5/29/2013
Kiesel Middle	Bob Berg	5/29/2013
Popp	Bryan Schwab	5/30/2013
Munger Road	David Nowlin	6/5/2013
Hembling	Eleanor Warren	6/25/2013
Knight Road Br 1	Robert Derocher	7/30/2013
Bartlett	Rob Richter	7/30/2013
Fitzhugh	Jeff Sommerfield	7/30/2013
Dell Creek Br 5	Michael McPhillips	9/18/2013
Selman	Meylan Farms	10/10/2013
Clark	Steve Burk	10/14/2016
Mill Pond Br 5	Bay Co Road Commission	12/2/2013
Klauss	Bay Co Road Commission	12/2/2013
Szymanski	Bay Co Road Commission	12/2/2013
Muldoon	Bay Co Road Commission	12/2/2013
Cole	Bay Co Road Commission	12/2/2013
Cole Branch	Bay Co Road Commission	12/2/2013
Munger Rd	Gregory Dietzel	12/13/2013
Hembling	Eric Rosenbrock	12/18/2013

**Crossing Permit Summary**

<u>Drain</u>	<u>Applicant</u>	<u>Date</u>
Johnson Creek	Consumers Energy	1/15/2013
Cole	Consumers Energy	1/31/2013
Mill Pond	Consumers Energy	1/31/2013
Hembling	Consumers Energy	4/1/2013
Garvey	Consumers Energy	4/1/2013
Goulet	Consumers Energy	4/1/2013
Ellison Br	White Construction	4/15/2013
Armour	White Construction	4/15/2013
Webster	White Construction	4/15/2013

**BAY COUNTY DRAIN COMMISSIONER  
2013 Annual Report**

Indiantown	Bay Co DWS	4/25/2013
Burgeson	Bay Co DWS	4/25/2013
VanAlstine	Bay Co DWS	4/25/2013
Rosebush	Todd Schultz	5/6/2013
Hembling	Consumers Energy	5/29/2013
Hoppler Creek	Bay Co DWS	6/19/2013
Whitefeather	Century Tel of Mi	7/2/2013
Johnson	Century Tel of Mi	7/2/2013
Coggins	Century Tel of Mi	7/2/2013
Reinhardt	Muskegon Development	8/9/2013
Gregory	Consumers Energy	8/14/2013
Lambert	Consumers Energy	8/14/2013
Nolet	Consumers Energy	8/26/2013
Hugo	Consumers Energy	8/26/2013
Fraser Garfield	Consumers Energy	8/26/2013
Tobico	Consumers Energy	9/5/2013
Indiantown	Consumers Energy	9/12/2013
Trombley	Consumers Energy	9/20/2013
Bryce	Jordon Development	9/30/2013
Wilcox	Consumers Energy	12/17/2013

This Page Left Intentionally Blank



# BAY COUNTY DRAIN COMMISSIONER

## 2013 ANNUAL REPORT

Debt Service  
2013 through 2018

2013 Drain Schedule of Debt and  
Related Debt Payments

Debt Schedules



# BAY COUNTY DRAIN COMMISSIONER

## 2013 Annual Report

DEBT SERVICE 2013 THROUGH 2023

NAME OF ISSUE/PURPOSE

SPECIAL ASSESSMENT DEBT:

	<u>2013</u>	<u>2014</u>	<u>2015</u>	<u>2016</u>	<u>2017</u>	<u>2018</u>	<u>2019-2023</u>	<u>TOTAL</u>
Budd Intercounty Drain - Bay Co. 21% - Arenac Co. 79% Drain Improvements		38,950.70	38,950.70	38,950.70	38,950.70	38,950.69	194,753.50	389,506.99
GOETZ DRAIN BONDS, SERIES 2006 Drain Improvement	80,652.75	77,609.25						158,262.00
BIS EXT Drain Improvement	15,299.51	14,754.00	14,203.20	13,655.05	13,099.84	12,550.80		83,562.40
DELL CREEK Drain Improvement	91,252.90	87,978.24	84,703.58	81,430.91				345,365.63
Total Drain Debt	187,205.16	219,292.19	137,857.48	134,036.66	52,050.54	51,501.49	194,753.50	976,697.02

2013 Bay County Drain Commissioner  
2013 Annual Report

COUNTY OF BAY  
SCHEDULE OF DEBT AND RELATED DEBT PAYMENTS  
DRAIN

FUND NUMBER NO.	DEBT	%	ENTITY	PRINCIPAL DUE DATE	TOTAL PRINCIPAL	2013 PAYMENTS	2013 PRINCIPAL OUTSTANDING
Bonded long-term debt obligations							
851.00	42 GOETZ INTERCOUNTY DRAIN - SERIES 2006	4.41%	DRAIN	JUNE 1	496,091	\$76,087.50	\$76,088.00
						<u>\$76,087.50</u>	<u>\$76,088.00</u>

Notes payable							
851.00	45 BIS EXT DRAIN 2007 NOTE	4.69%	DRAIN	JUNE 1	120,000.00	\$12,000.00	\$60,000.00
851.00	47 DELL CREEK DRAIN 2007 NOTE	5.00%	DRAIN	JUNE 1	625,234.00	\$78,154.25	\$234,462.75
851.00	48 BUDD INTERCOUNTY DRAIN 2013 NOTE	2.50%	DRAIN	JUNE 1	340,899.00	\$0.00	\$340,899.00
						<u>\$90,154.25</u>	<u>\$635,361.13</u>
	Total Obligations					<u>\$166,241.75</u>	<u>\$711,449.13</u>

# BAY COUNTY DRAIN COMMISSIONER

## 2013 ANNUAL REPORT

Summary of Chapter 8 Drains  
2013 Special Assessments

County At Large 2013 Drain Tax  
Chapter 8 Drains

County At Large 2013 Drain Tax  
Chapter 20 Drains

Summary of Chapter 20 Drains  
2013 Operation and Maintenance  
Assessments

Bay County Pledge of Good Faith  
Projects



**BAY COUNTY DRAIN COMMISSIONER  
2013 Annual Report**

**Summary of Chapter 8 Drains  
2013 Special Assessments**

<b>Drain</b>	<b>County @ Large</b>	<b>Organization</b>	<b>At Large</b>	<b>Local</b>	<b>Total</b>
Budd Drain	\$805.46	Lakestate Railroad	\$96.83		
		MDOT	\$52.82		
		Pinconning Township	\$1,100.36	\$12,033.19	\$14,088.66
Bis Ext.	\$1,185.12	Williams Township	\$2,310.98	\$9,194.42	\$12,690.52
Dell Creek	\$4,127.45	Huron & Eastern Railway	\$559.50		
		Williams Township	\$13,391.28	\$66,377.97	\$84,456.20
Goetz	\$5,364.75	Frankenlust Township	\$2,671.28	\$61,996.78	\$70,032.81
<b>Totals</b>	<b><u>\$11,482.78</u></b>		<b><u>\$18,933.04</u></b>	<b><u>\$137,569.17</u></b>	<b><u>\$181,268.19</u></b>

**BAY COUNTY DRAIN COMMISSIONER  
2013 Annual Report**

**County At Large 2012 Drain Tax  
Chapter 8 Drains**

County @ Large						
Drain	Years	Percent	Amount	2013 Receivable	Assessments Collected In Advance	Total Assessment
Budd Drain	1 of 10	2.50%	\$805.46	\$13,939.01	\$0.00	\$13,939.01
Bis Ext.	6 of 10	8.00%	\$1,185.12	\$12,690.52	\$8,600.67	\$21,291.19
Dell Creek	6 of 8	4.50%	\$4,127.45	\$83,896.70	\$20,226.75	\$104,123.45
Goetz	8 of 8	7.25%	\$5,591.34	\$73,676.48	\$3,820.96	\$77,497.44
<b>Totals</b>			<b>\$11,709.37</b>	<b>\$184,202.71</b>	<b>\$32,648.38</b>	<b>\$216,851.09</b>

**County At Large 2013 Drain Tax  
Chapter 20 Drains**

County @ Large					
Drain	Total Assessment	Year	Percent	Amount	Bond Issue
Bangor Drainage District Operation & Maintenance	\$401,606.42	Annual	9.85%	\$39,558.23	N/A
Hampton Consolidated Drain Operation &	\$13,300.00	Annual	11.41%	\$11,410.00	N/A
Portsmouth Drain Operation & Maintenance	\$5,551.85	As Necessary	5.00%	\$277.59	N/A



**BAY COUNTY DRAIN COMMISSIONER  
2013 Annual Report**

**Summary of Chapter 20 Drains  
2013 Special Assessments**

Drain	County @ Large	Organization	At Large	Total
Bangor Operation & Maintenance	\$39,558.23	Bangor Township	\$350,000.00	
		MDOT	\$12,048.19	\$401,606.42
Hampton Operation & Maintenance	\$11,410.00	Hampton Township		
		MDOT	\$1,890.00	\$13,300.00
Portsmouth Operation & Maintenance	\$277.59	Portsmouth	\$5,000.00	
		MDOT	\$274.26	\$5,551.85
<b>TOTALS</b>	<b><u>\$39,558.23</u></b>		<b><u>\$362,048.19</u></b>	<b><u>\$401,606.42</u></b>

**Bay County Pledge of Good Faith Projects 2013**

Project	County	Percent	Amount	Year
Budd Drain	Bay	100.00%	\$340,899.00	1 of 10
Bis Ext.	Bay	100.00%	\$140,000.00	6 of 10
Dell Creek	Bay	100.00%	\$638,059.72	6 of 8
Goetz	Bay	100.00%	\$588,673.77	8 of 8
<b>Total Pledges</b>			<b><u>\$1,707,632.49</u></b>	

This Page Left Intentionally Blank

# BAY COUNTY DRAIN COMMISSIONER

Consolidated  
Statements

## 2013 ANNUAL REPORT

2013 Consolidated Balance Sheets

2013 Consolidated Statement of  
Revenues, Expenditures, and  
Changes in Fund Balance

Chapter 8 Drains  
Debt Retirement Accounts  
Chapter 20 Drains

2013 802 Fund Revolving Drain  
Balance Sheet  
Projects



**BAY COUNTY DRAIN COMMISSIONER**  
**2013 Annual Report**  
**Consolidated Balance Sheets**

	Chapter 8 Drains Operation & Maintenance	Drain Debt Retirement Accounts	Chapter 20 Drains Operation & Maintenance
<b><u>Assets</u></b>			
Cash	\$127,163.80	\$13,176.32	\$39,221.16
Investments	\$1,749,692.46	\$326,110.33	\$309,067.33
Due from Other Funds			\$10,661.72
Special Assessments Receivable-Current	\$119,999.39	\$139,667.84	
Special Assessments Receivable-Long Term		\$316,580.47	
Due from Other Govt. Units	\$161,736.70	\$2,671.28	\$355,000.00
Due from Primary Govt.	\$21,605.95	\$38,219.92	\$51,245.82
Due from Private Sources		\$30.00	\$3,632.35
Due from Federal Govt.			
Interest Receivable	\$25,964.77	\$4,053.25	\$4,551.80
<b>Total Assets</b>	<b>\$2,206,163.07</b>	<b>\$840,509.41</b>	<b>\$773,380.18</b>
<b><u>Liabilities</u></b>			
Accounts Payable	\$24,624.38		\$5,341.61
Due to Other Funds	\$270,741.13		\$1,289.62
Due to Federal Govt.			
Deferred Revenue	\$158,300.00	\$213,916.56	\$420,458.27
Deferred Revenue-Unavailable		\$316,580.47	
Due to Others	\$72,229.63		\$2,700.00
Due to Primary Govt.	\$15,872.41		\$28,728.97
<b>Total Liabilities</b>	<b>\$541,767.55</b>	<b>\$530,497.03</b>	<b>\$458,518.47</b>
<b>Net Worth</b>	<b>\$1,664,395.52</b>	<b>\$310,012.38</b>	<b>\$314,861.71</b>

This Page Left Intentionally Blank

**BAY COUNTY DRAIN COMMISSIONER**

**2013 Annual Report**

**Consolidated Statement of Revenues, Expenditures, and Changes in Fund Balance**

<u>Revenues</u>	Chapter 8 Drains Operation & Maintenance	Drain Debt Retirement Accounts	Chapter 20 Drains Operation & Maintenance
Interest Income from Inv.	\$43,674.03	\$6,649.42	\$7,775.03
Interest Income - Other	\$84.47	\$0.00	\$107.20
Drain Permits	\$6,800.00	\$0.00	\$300.00
Special Assessment Revenue	\$119,129.10	\$207,397.75	\$11,193.90
Contribution from Local Units	\$207,314.44	\$19,156.39	\$265,728.10
Contribution from Primary Govt.	\$10,883.22	\$11,128.39	\$41,003.00
Rents & Leases	\$15,724.98	\$0.00	\$6,001.22
Transfers In From Other Funds	\$23,957.69	\$0.00	\$0.00
Reimbursements	\$0.00	\$0.00	\$0.00
Engineering Fees	\$2,175.00	\$0.00	\$0.00
Bond/Note Debt Proceeds	\$340,899.00	\$0.00	\$0.00
Federal Grants	\$146,724.25	\$0.00	\$0.00
Miscellaneous	\$1,518.50	\$0.00	\$0.00
<b>Total Revenues</b>	<b>\$918,884.68</b>	<b>\$244,331.95</b>	<b>\$332,108.45</b>
<u>Expenditures</u>			
Building Repair & Maint.	\$0.00	\$0.00	\$0.00
Contractual Services	\$505,760.01	\$0.00	\$0.00
Engineering Services	\$25,972.54	\$0.00	\$2,472.85
Equipment Rental	\$21,726.20	\$0.00	\$0.00
Equipment Repair & Maint.	\$176.54	\$0.00	\$3,825.57
Filing Fees	\$0.00	\$0.00	\$17.00
Gas & Grease	\$15,509.42	\$0.00	\$11,120.58
Grounds Maintenance	\$11,447.49	\$0.00	\$28,372.07
Insurance & Bonds	\$2,805.80	\$0.00	\$17,308.76
Interest Payment	\$0.00	\$20,963.41	\$0.00
Legal Fees	\$0.00	\$0.00	\$0.00
Legal Notices	\$1,331.57	\$0.00	\$42.00
Licenses & Permits	\$2,642.00	\$0.00	\$0.00
Machinery & Equipment Expense	\$0.00	\$0.00	\$60,724.25
Miscellaneous	\$347,945.14	\$13,717.06	\$14,544.11
Operating Transfers Out	\$0.00	\$0.00	\$23,957.69
Other Supplies	\$0.00	\$0.00	\$0.00
Paying Agent Fees	\$0.00	\$0.00	\$0.00
Per Diems	\$0.00	\$0.00	\$1,575.00
Principal Payments	\$0.00	\$166,241.75	\$0.00
Professional Services	\$0.00	\$0.00	\$0.00
Public Utilities	\$6,424.37	\$0.00	\$74,508.42
Reimbursements	\$34,417.58	\$0.00	\$145,028.55
Telephone/Cellphone	\$1,332.04	\$0.00	\$1,161.56
Trash Removal	\$0.00	\$0.00	\$731.60
Uniform Purchases	\$0.00	\$0.00	\$639.89
Vehicles & Vehicle Repair & Maint.	\$247.43	\$0.00	\$1,540.26
<b>Total Expenditures</b>	<b>\$977,738.13</b>	<b>\$200,922.22</b>	<b>\$387,570.16</b>
<b>Total Revenue Over (Under) Expenditures</b>	<b>(\$58,853.45)</b>	<b>\$43,409.73</b>	<b>(\$55,461.71)</b>
<b>Net Worth, Beginning of Year</b>	<b>\$1,723,248.97</b>	<b>\$266,602.65</b>	<b>\$370,323.42</b>
<b>Net Worth, End of Year</b>	<b>\$1,664,395.52</b>	<b>\$310,012.38</b>	<b>\$314,861.71</b>

This Page Left Intentionally Blank



**BAY COUNTY DRAIN COMMISSIONER  
2013 Annual Report  
8020 Revolving Fund  
Balance Sheet**

**8020 Revolving  
Fund**

**Assets**

Cash	(\$210,275.84)
Investments	-
Due from Other Funds	\$210,275.84
Due from Other Govt. Units	-
Due from Primary Govt.	-
Due from Private Sources	-
Other Deferred Expenses	-
Interest Receivable	-
<b>Total Assets</b>	<b>\$0.00</b>

**Liabilities**

Accounts Payable	-
Due to Other Funds	-
Deferred Revenue	-
Due to Others	-
Due to Primary Govt.	-
<b>Total Liabilities</b>	<b>\$0.00</b>
<b>Net Worth</b>	<b>\$0.00</b>

This Page Left Intentionally Blank

# BAY COUNTY DRAIN COMMISSIONER

Chapter 20 Drains

## 2013 ANNUAL REPORT

2013 Balance Sheets

2013 Statement of Revenues,  
Expenditures, and Changes in  
Fund Balance

Chapter 20 Drains



BAY COUNTY DRAIN COMMISSIONER  
 2013 Annual Report  
 Chapter 20 Drains  
 Balance Sheets

	BANGOR O&M	HAMPTON O&M	PORTSMOUTH O&M
<b><u>Assets</u></b>			
Cash	\$22,194.06	\$12,208.48	\$4,818.62
Due from Other Funds	\$10,661.72	-	-
Due from Other Govt. Units	\$350,000.00	-	\$5,000.00
Due from Primary Govt.	\$39,558.23	\$11,410.00	\$277.59
Due from Private Sources	-	\$3,632.35	-
Interest Receivable	\$3,118.29	\$1,419.16	\$14.35
Investments	\$219,491.11	\$88,600.49	\$975.73
<b>Total Assets</b>	<b>\$645,023.41</b>	<b>\$117,270.48</b>	<b>\$11,086.29</b>
<b><u>Liabilities</u></b>			
Accounts Payable	\$3,883.69	\$1,270.16	\$187.76
Deferred Revenue	\$401,606.42	\$13,300.00	\$5,551.85
Due to Other Funds	-	\$1,214.92	\$74.70
Due to Others	\$2,700.00	-	-
Due to Primary Govt.	\$28,728.97	-	-
<b>Total Liabilities</b>	<b>\$436,919.08</b>	<b>\$15,785.08</b>	<b>\$5,814.31</b>
<b>Net Worth</b>	<b>\$208,104.33</b>	<b>\$101,485.40</b>	<b>\$5,271.98</b>

This Page Left Intentionally Blank

BAY COUNTY DRAIN COMMISSIONER

2013 Annual Report

Chapter 20 Drains

Statement of Revenues, Expenditures, and Changes in Fund Balance

<u>Revenues</u>	BANGOR O&M	HAMPTON O&M	PORTSMOUTH O&M
Contributions from Local Units	\$258,073.00	-	\$7,655.10
Contributions from Primary Govt.	\$29,168.00	\$11,410.00	\$425.00
Drain Permits	-	\$300.00	-
Interest Income from Inv.	\$5,274.24	\$2,476.42	\$24.37
Interest Income- Other	\$97.25	\$6.73	\$3.22
Transfers in from Other Funds	-	-	-
Rent & Leases	\$6,001.22	-	-
Special Assessment Revenue	\$8,884.00	\$1,890.00	\$419.90
<b>Total Revenues</b>	<b>\$307,497.71</b>	<b>\$16,083.15</b>	<b>\$8,527.59</b>
<b><u>Expenditures</u></b>			
Machinery & Equipment	\$60,724.25	-	-
Contractual Services	\$2,472.85	-	-
Equipment Rental	-	-	-
Equipment Repair & Maint.	\$3,825.57	-	-
Gas & Grease	\$11,120.58	-	-
Grounds Maintenance	\$28,372.07	-	-
Insurance & Bonds	\$16,238.52	-	\$1,070.24
Legal Notices	\$42.00	-	-
Miscellaneous	\$10,803.85	\$3,716.45	\$40.81
Operating Transfers Out	\$23,957.69	-	-
Other Supplies	\$639.89	-	-
Per Diems	\$800.00	\$775.00	-
Public Utilities	\$47,946.69	\$22,784.71	\$3,777.02
Reimbursements	\$145,028.55	-	-
Telephone	\$1,161.56	-	-
Trash Removal	\$731.60	-	-
Vehicle Repair & Maintenance	\$1,540.26	-	-
<b>Total Expenditures</b>	<b>\$355,405.93</b>	<b>\$27,276.16</b>	<b>\$4,888.07</b>
<b>Total Revenue Over (Under) Expenditur</b>	<b>-\$47,908.22</b>	<b>-\$11,193.01</b>	<b>\$3,639.52</b>
<b>Net Worth, Beginning of Year</b>	<b>\$256,012.55</b>	<b>\$112,678.41</b>	<b>\$1,632.46</b>
<b>Net Worth, End of Year</b>	<b>\$208,104.33</b>	<b>\$101,485.40</b>	<b>\$5,271.98</b>

This Page Left Intentionally Blank



# BAY COUNTY DRAIN COMMISSIONER



## 2013 ANNUAL REPORT

2013 Balance Sheets

2013 Statement of Revenues,  
Expenditures, and Changes in  
Fund Balance

Debt Retirement Accounts

Debt Retirement  
Accounts



**BAY COUNTY DRAIN COMMISSIONER  
2013 Annual Report  
Debt Retirement Accounts  
2013 Balance Sheets**

	MYRA LEE/KINDELL DEBT	BAXMAN DRAIN DEBT	GOETZ DRAIN DEBT
<u>Assets</u>			
Cash	-	-	\$0.68
Due from Other Govt. Units	-	-	\$2,671.28
Due from Primary Govt.	-	-	\$5,364.75
Due From Private Sources	-	\$30.00	-
Interest Receivable	\$110.04	\$492.11	\$413.62
Investments	\$8,109.75	\$32,589.16	\$24,983.36
Special Assessment Rec. - Current	-	-	\$61,996.78
Special Assessment Rec. - Long Term	-	-	-
<b>Total Assets</b>	<b>\$8,219.79</b>	<b>\$33,111.27</b>	<b>\$95,430.47</b>
<u>Liabilities</u>			
Deferred Revenue	-	-	\$73,853.77
Deferred Revenue - Unavailable	-	-	-
<b>Total Liabilities</b>	<b>\$0.00</b>	<b>\$0.00</b>	<b>\$73,853.77</b>
<b>Net Worth</b>	<b>\$8,219.79</b>	<b>\$33,111.27</b>	<b>\$21,576.70</b>

**BAY COUNTY DRAIN COMMISSIONER  
2013 Annual Report  
Debt Retirement Accounts  
2013 Balance Sheets**

	ARNOLD DRAIN DEBT	BATKO DRAIN DEBT	MCDONALD DRAIN DEBT
<u>Assets</u>			
Cash	-	-	-
Due from Other Govt. Units	-	-	-
Due from Primary Govt.	-	-	-
Due From Private Sources	-	-	-
Interest Receivable	\$1.39	\$0.71	\$141.97
Investments	\$40.37	\$20.62	\$9,266.80
Special Assessment Rec. - Current	-	-	-
Special Assessment Rec. - Long Term	-	-	-
<b>Total Assets</b>	<b>\$41.76</b>	<b>\$21.33</b>	<b>\$9,408.77</b>
<u>Liabilities</u>			
Deferred Revenue	-	-	-
Deferred Revenue - Unavailable	-	-	-
<b>Total Liabilities</b>	<b>\$0.00</b>	<b>\$0.00</b>	<b>\$0.00</b>
<b>Net Worth</b>	<b>\$41.76</b>	<b>\$21.33</b>	<b>\$9,408.77</b>

**BAY COUNTY DRAIN COMMISSIONER**  
**2013 Annual Report**  
**Debt Retirement Accounts**  
**2013 Balance Sheets**

	MUNGER ROAD DRAIN DEBT	ROSEBUSH DRAIN DEBT	CONSTANT DURUSSELL DRAIN DEBT
<u>Assets</u>			
Cash	-	-	-
Due from Other Govt. Units	-	-	-
Due from Primary Govt.	-	-	-
Due From Private Sources	-	-	-
Interest Receivable	\$5.98	\$5.42	\$2.14
Investments	\$174.11	\$158.42	\$62.58
Special Assessment Rec. - Current	-	-	-
Special Assessment Rec. - Long Term	-	-	-
<b>Total Assets</b>	<b>\$180.09</b>	<b>\$163.84</b>	<b>\$64.72</b>
<u>Liabilities</u>			
Deferred Revenue	-	-	-
Deferred Revenue - Unavailable	-	-	-
<b>Total Liabilities</b>	<b>\$0.00</b>	<b>\$0.00</b>	<b>\$0.00</b>
<b>Net Worth</b>	<b>\$180.09</b>	<b>\$163.84</b>	<b>\$64.72</b>

**BAY COUNTY DRAIN COMMISSIONER  
2013 Annual Report  
Debt Retirement Accounts  
2013 Balance Sheets**

	KOLB DRAIN DEBT	STIEVE DRAIN DEBT	SHINBINE DRAIN DEBT
<b><u>Assets</u></b>			
Cash	-	-	-
Due from Other Govt. Units	-	-	-
Due from Primary Govt.	-	-	-
Due From Private Sources	-	-	-
Interest Receivable	\$83.41	\$0.13	\$1.28
Investments	\$6,230.36	\$10.59	\$6.95
Special Assessment Rec. - Current	-	-	-
Special Assessment Rec. - Long Term	-	-	-
<b>Total Assets</b>	<b>\$6,313.77</b>	<b>\$10.72</b>	<b>\$8.23</b>
<b><u>Liabilities</u></b>			
Deferred Revenue	-	-	-\$0.01
Deferred Revenue - Unavailable	-	-	-
<b>Total Liabilities</b>	<b>\$0.00</b>	<b>\$0.00</b>	<b>(\$0.01)</b>
<b>Net Worth</b>	<b>\$6,313.77</b>	<b>\$10.72</b>	<b>\$8.24</b>

**BAY COUNTY DRAIN COMMISSIONER**  
**2013 Annual Report**  
**Debt Retirement Accounts**  
**2013 Balance Sheets**

	BIS DRAIN DRAIN DEBT	DELL CREEK DRAIN DEBT	BUDD DRAIN DEBT	AUBURN ROAD DEBT
<u>Assets</u>				
Cash	\$4,946.32	\$8,079.63	\$149.69	-
Due from Other Govt. Units		\$24,886.41	-	-
Due from Primary Govt.	\$3,905.38	-	\$4,063.38	-
Due From Private Sources	-	-	-	-
Interest Receivable	\$46.99	\$821.06	-	\$1,927.00
Investments	\$3,315.78	\$68,775.25	-	\$172,366.23
Special Assessment Rec. - Current	\$8,785.14	\$59,010.29	\$9,875.63	-
Special Assessment Rec. - Long Term	\$45,940.78	\$158,092.54	\$112,547.15	-
<b>Total Assets</b>	<b>\$66,940.39</b>	<b>\$319,665.18</b>	<b>\$126,635.85</b>	<b>\$174,293.23</b>
<u>Liabilities</u>				
Deferred Revenue	\$21,291.19	\$104,682.95	\$14,088.66	-
Deferred Revenue - Unavailable	\$45,940.78	\$158,092.54	\$112,547.15	-
<b>Total Liabilities</b>	<b>\$67,231.97</b>	<b>\$262,775.49</b>	<b>\$126,635.81</b>	<b>\$0.00</b>
<b>Net Worth</b>	<b>(\$291.58)</b>	<b>\$56,889.69</b>	<b>\$0.04</b>	<b>\$174,293.23</b>

This Page Left Intentionally Blank



**BAY COUNTY DRAIN COMMISSIONER**  
**2013 Annual Report**  
**Debt Retirement Accounts**  
**2013 Statement of Revenues, Expenditures, and Changes in Fund Balance**

<u>Revenues</u>	MYRA			
	LEE/KINDELL DRAIN DEBT	BAXMAN DRAIN DEBT	GOETZ DRAIN DEBT	ARNOLD DRAIN DEBT
Interest Income	\$195.45	\$816.91	\$699.43	\$0.93
Special Assessment Revenue	-	-	\$68,522.81	-
Contribution from Local Units	-	-	\$2,784.10	-
Contribution Primary Govt.	-	-	\$5,591.34	-
Transfers In	-	-	-	-
Bond/Note Proceeds	-	-	-	-
<b>Total Revenues</b>	<b>\$195.45</b>	<b>\$816.91</b>	<b>\$77,597.68</b>	<b>\$0.93</b>
 <u>Expenditures</u>				
Bond/Note Payments	-	-	\$76,087.50	-
Interest Payable	-	-	\$4,565.25	-
Paying Agent Fees	-	-	\$1,182.63	-
Miscellaneous	-	\$1,544.40	-	-
Transfers Out to Other Funds	-	-	-	-
<b>Total Expenditures</b>	<b>\$0.00</b>	<b>\$1,544.40</b>	<b>\$81,835.38</b>	<b>\$0.00</b>
<b>Total Revenue Over (Under) Expenditures</b>	<b>\$195.45</b>	<b>(\$727.49)</b>	<b>(\$4,237.70)</b>	<b>\$0.93</b>
<b>Net Worth, Beginning of Year</b>	<b>\$8,024.34</b>	<b>\$33,838.76</b>	<b>\$25,814.40</b>	<b>\$40.83</b>
<b>Net Worth, End of Year</b>	<b>\$8,219.79</b>	<b>\$33,111.27</b>	<b>\$21,576.70</b>	<b>\$41.76</b>

**BAY COUNTY DRAIN COMMISSIONER**  
**2013 Annual Report**  
**Debt Retirement Accounts**  
**2013 Statement of Revenues, Expenditures, and Changes in Fund Balance**

<u>Revenues</u>	BATKO DRAIN DEBT	MCDONALD DRAIN DEBT	MUNGER ROAD DRAIN DEBT	ROSEBUSH DRAIN DEBT
Interest Income	\$0.49	\$232.12	\$3.03	\$3.70
Special Assessment Revenue	-	-	-	-
Contribution from Local Units	-	-	-	-
Contribution Primary Govt.	-	-	-	-
Transfers In	-	-	-	-
Bond/Note Proceeds	-	-	-	-
<b>Total Revenues</b>	<b>\$0.49</b>	<b>\$232.12</b>	<b>\$3.03</b>	<b>\$3.70</b>
 <u>Expenditures</u>				
Bond/Note Payments	-	-	-	-
Interest Payable	-	-	-	-
Paying Agent Fees	-	-	-	-
Miscellaneous	-	\$439.00	-	-
Transfers Out to Other Funds	-	-	-	-
<b>Total Expenditures</b>	<b>\$0.00</b>	<b>\$439.00</b>	<b>\$0.00</b>	<b>\$0.00</b>
<b>Total Revenue Over (Under) Expenditures</b>	<b>\$0.49</b>	<b>(\$206.88)</b>	<b>\$3.03</b>	<b>\$3.70</b>
<b>Net Worth, Beginning of Year</b>	<b>\$20.84</b>	<b>\$9,615.65</b>	<b>\$177.06</b>	<b>\$160.14</b>
<b>Net Worth, End of Year</b>	<b>\$21.33</b>	<b>\$9,408.77</b>	<b>\$180.09</b>	<b>\$163.84</b>

**BAY COUNTY DRAIN COMMISSIONER**  
**2013 Annual Report**  
**Debt Retirement Accounts**  
**2013 Statement of Revenues, Expenditures, and Changes in Fund Balance**

	CONSTANT DURUSSELL DRAIN DEBT	KOLB	DRAIN DEBT	STIEVE DRAIN DEBT	SHINBINE DRAIN DEBT
<u>Revenues</u>					
Interest Income	\$1.45		\$150.20	\$0.24	\$0.12
Special Assessment Revenue	-		-	-	-
Contribution from Local Units	-		-	-	-
Contribution Primary Govt.	-		-	-	-
Transfers In	-		-	-	-
Bond/Note Proceeds	-		-	-	-
Total Revenues	\$1.45		\$150.20	\$0.24	\$0.12
<u>Expenditures</u>					
Bond/Note Payments	-		-	-	-
Interest Payable	-		-	-	-
Paying Agent Fees	-		-	-	-
Miscellaneous	-		-	-	-
Transfers Out to Other Funds	-		-	-	-
Total Expenditures	\$0.00		\$0.00	\$0.00	\$0.00
Total Revenue Over (Under) Expenditures	\$1.45		\$150.20	\$0.24	\$0.12
Net Worth, Beginning of Year	\$63.27		\$6,163.57	\$10.48	\$8.12
Net Worth, End of Year	\$64.72		\$6,313.77	\$10.72	\$8.24

**BAY COUNTY DRAIN COMMISSIONER**  
**2013 Annual Report**  
**Debt Retirement Accounts**  
**2013 Statement of Revenues, Expenditures, and Changes in Fund Balance**

<u>Revenues</u>	BIS DRAIN DEBT	DELL CREEK DRAIN DEBT	BUDD DRAIN DEBT
Interest Income	\$90.57	\$1,436.75	\$0.04
Special Assessment Revenue	\$11,299.74	\$78,147.59	-
Contribution from Local Units	\$2,398.78	\$13,973.51	-
Contribution Primary Govt.	\$1,230.14	\$4,306.91	-
Transfers In	-	-	-
Bond/Note Proceeds	-	-	-
<b>Total Revenues</b>	<b>\$15,019.23</b>	<b>\$97,864.76</b>	<b>\$0.04</b>
<u>Expenditures</u>			
Bond/Note Payments	\$12,000.00	\$78,154.25	-
Interest Payable	\$3,299.51	\$13,098.65	-
Paying Agent Fees	-	-	-
Miscellaneous	-	\$3,315.53	-
Transfers Out to Other Funds	-	-	-
<b>Total Expenditures</b>	<b>\$15,299.51</b>	<b>\$94,568.43</b>	<b>\$0.00</b>
<b>Total Revenue Over (Under) Expenditures</b>	<b>(\$280.28)</b>	<b>\$3,296.33</b>	<b>\$0.04</b>
<b>Net Worth, Beginning of Year</b>	<b>(\$11.30)</b>	<b>\$53,593.36</b>	<b>\$0.00</b>
<b>Net Worth, End of Year</b>	<b>(\$291.58)</b>	<b>\$56,889.69</b>	<b>\$0.04</b>

**BAY COUNTY DRAIN COMMISSIONER**  
**2013 Annual Report**  
**Debt Retirement Accounts**  
**2013 Statement of Revenues, Expenditures, and Changes in Fund Balance**

<u>Revenues</u>	AUBURN ROAD DEBT
Interest Income	\$3,017.99
Special Assessment Revenue	\$49,427.61
Contribution from Local Units	-
Contribution Primary Govt.	-
Transfers In	-
Bond/Note Proceeds	-
Total Revenues	<u>\$52,445.60</u>
<u>Expenditures</u>	
Bond/Note Payments	-
Interest Payable	-
Paying Agent Fees	-
Miscellaneous	\$7,235.50
Transfers Out to Other Funds	-
Total Expenditures	<u>\$7,235.50</u>
Total Revenue Over (Under) Expenditures	<u>\$45,210.10</u>
Net Worth, Beginning of Year	<u>\$129,083.13</u>
Net Worth, End of Year	<u><u>\$174,293.23</u></u>

This Page Left Intentionally Blank

# BAY COUNTY DRAIN COMMISSIONER

## 2013 ANNUAL REPORT

2013 Balance Sheets

2013 Statement of Revenues,  
Expenditures, and Changes in  
Fund Balance

Chapter 8 Drains

Chapter 8 Drains





**BAY COUNTY DRAIN COMMISSIONER  
2013 Annual Report  
Chapter 8 Drains  
2013 Balance Sheets**

	AMES	AUBURN	ANDERSON	APPOLD
<u>Assets</u>				
Cash	-	(\$3,105.58)	\$31.86	\$534.29
Investments	\$150.00	-	-	-
Due from Other Govt. Units	-	-	-	-
Due from Primary Govt.	-	-	-	-
Assessments Receivable	-	-	-	-
Interest Receivable	-	-	-	-
<b>Total Assets</b>	<b>\$150.00</b>	<b>(\$3,105.58)</b>	<b>\$31.86</b>	<b>\$534.29</b>
<u>Liabilities</u>				
Accounts Payable	-	\$34.79	-	-
Deferred Revenue	-	-	-	-
Due to Other Funds	-	\$822.42	-	-
Due to Others	-	-	-	-
Due to Primary Govt.	-	\$215.32	-	-
<b>Total Liabilities</b>	<b>\$0.00</b>	<b>\$1,072.53</b>	<b>\$0.00</b>	<b>\$0.00</b>
<b>Net Worth</b>	<b>\$150.00</b>	<b>(\$4,178.11)</b>	<b>\$31.86</b>	<b>\$534.29</b>

**BAY COUNTY DRAIN COMMISSIONER  
2013 Annual Report  
Chapter 8 Drains  
2013 Balance Sheets**

	ARNOLD	AUGUSTYNIAK	BARTLETT	BATKO
<u>Assets</u>				
Cash	\$536.49	\$118.39	\$2,051.88	\$402.18
Investments	\$10,132.36	\$1,872.82	\$3,412.89	\$17,666.28
Due from Other Govt. Units	-	-	-	-
Due from Primary Govt.	-	-	-	-
Assessments Receivable	-	-	-	-
Interest Receivable	\$148.13	\$27.38	\$49.89	\$258.27
<b>Total Assets</b>	<b>\$10,816.98</b>	<b>\$2,018.59</b>	<b>\$5,514.66</b>	<b>\$18,326.73</b>
<u>Liabilities</u>				
Accounts Payable	-	-	-	-
Deferred Revenue	-	-	-	-
Due to Other Funds	-	-	\$163.00	-
Due to Others	-	-	-	-
Due to Primary Govt.	-	(\$0.01)	-	-
<b>Total Liabilities</b>	<b>\$0.00</b>	<b>(\$0.01)</b>	<b>\$163.00</b>	<b>\$0.00</b>
<b>Net Worth</b>	<b>\$10,816.98</b>	<b>\$2,018.60</b>	<b>\$5,351.66</b>	<b>\$18,326.73</b>

**BAY COUNTY DRAIN COMMISSIONER**  
**2013 Annual Report**  
**Chapter 8 Drains**  
**2013 Balance Sheets**

	BAUER	BEARD	BEAVER DAM
<u>Assets</u>			
Cash	(\$784.68)	\$432.77	\$100.14
Investments	\$2,635.10	3,914	\$10,123.99
Due from Other Govt. Units	\$1,020.00	-	-
Due from Primary Govt.	\$1,200.00	-	-
Assessments Receivable	\$9,780.00	-	-
Interest Receivable	\$38.52	\$57.21	\$148.01
<b>Total Assets</b>	<b>\$13,888.94</b>	<b>\$4,403.56</b>	<b>\$10,372.14</b>
<u>Liabilities</u>			
Accounts Payable	-	-	-
Deferred Revenue	\$12,000.00	-	-
Due to Other Funds	\$35.88	-	-
Due to Others	-	-	-
Due to Primary Govt.	-	-	-
<b>Total Liabilities</b>	<b>\$12,035.88</b>	<b>\$0.00</b>	<b>\$0.00</b>
<b>Net Worth</b>	<b>\$1,853.06</b>	<b>\$4,403.56</b>	<b>\$10,372.14</b>

**BAY COUNTY DRAIN COMMISSIONER  
2013 Annual Report  
Chapter 8 Drains  
2013 Balance Sheets**

	BECKMAN	GOSS	BEHMLANDER	BEISER
<u>Assets</u>				
Cash	\$89.93	-	\$385.27	\$1,131.96
Investments	-	\$20,066.48	\$5,488.42	\$3,461.50
Due from Other Govt. Units	\$80.00	-	-	-
Due from Primary Govt.	\$1,218.71	-	-	-
Assessments Receivable	(\$298.71)	-	-	-
Interest Receivable	-	\$293.36	\$80.24	\$50.60
<b>Total Assets</b>	<b>\$1,089.93</b>	<b>\$20,359.84</b>	<b>\$5,953.93</b>	<b>\$4,644.06</b>
<u>Liabilities</u>				
Accounts Payable	-	-	-	-
Deferred Revenue	\$1,000.00	-	-	-
Due to Other Funds	\$739.12	-	\$246.15	-
Due to Others	-	-	-	-
Due to Primary Govt.	-	-	-	-
<b>Total Liabilities</b>	<b>\$1,739.12</b>	<b>\$0.00</b>	<b>\$246.15</b>	<b>\$0.00</b>
<b>Net Worth</b>	<b>(\$649.19)</b>	<b>\$20,359.84</b>	<b>\$5,707.78</b>	<b>\$4,644.06</b>

**BAY COUNTY DRAIN COMMISSIONER  
2013 Annual Report  
Chapter 8 Drains  
2013 Balance Sheets**

	BENCH	BETZOLD & BR	BLESHENSKI	BLONDIN & BRS
<u>Assets</u>				
Cash	\$13.49	\$4,837.62	-	\$946.60
Investments	\$257.01	-	\$272.06	\$676.12
Due from Other Govt. Units	-	-	-	-
Due from Primary Govt.	-	-	-	-
Assessments Receivable	-	-	-	-
Interest Receivable	-	-	-	-
<b>Total Assets</b>	<b>\$270.50</b>	<b>\$4,837.62</b>	<b>\$272.06</b>	<b>\$1,622.72</b>
<u>Liabilities</u>				
Accounts Payable	-	-	-	-
Deferred Revenue	-	-	-	-
Due to Other Funds	-	\$4,128.33	-	-
Due to Others	-	-	-	-
Due to Primary Govt.	-	-	-	-
<b>Total Liabilities</b>	<b>\$0.00</b>	<b>\$4,128.33</b>	<b>\$0.00</b>	<b>\$0.00</b>
<b>Net Worth</b>	<b>\$270.50</b>	<b>\$709.29</b>	<b>\$272.06</b>	<b>\$1,622.72</b>

**BAY COUNTY DRAIN COMMISSIONER  
2013 Annual Report  
Chapter 8 Drains  
2013 Balance Sheets**

	BRADFORD CRK	BRYCE	BUDD	BUECHLER
<u>Assets</u>				
Cash	\$1,179.98	\$201.14	-	\$300.45
Investments	\$41,377.52	\$979.81	-	\$1,664.60
Due from Other Govt. Units	-	-	-	-
Due from Primary Govt.	-	-	-	-
Assessments Receivable	-	-	-	-
Interest Receivable	\$604.91	-	-	\$24.34
<b>Total Assets</b>	<b>\$43,162.41</b>	<b>\$1,180.95</b>	<b>\$0.00</b>	<b>\$1,989.39</b>
<u>Liabilities</u>				
Accounts Payable	-	-	-	-
Deferred Revenue	-	-	-	-
Due to Other Funds	-	-	-	-
Due to Others	-	-	-	-
Due to Primary Govt.	-	-	-	-
<b>Total Liabilities</b>	<b>\$0.00</b>	<b>\$0.00</b>	<b>\$0.00</b>	<b>\$0.00</b>
<b>Net Worth</b>	<b>\$43,162.41</b>	<b>\$1,180.95</b>	<b>\$0.00</b>	<b>\$1,989.39</b>

**BAY COUNTY DRAIN COMMISSIONER  
2013 Annual Report  
Chapter 8 Drains  
2013 Balance Sheets**

	CHEBOY-GANING			
	CAMPBELL	CASSUBE	CRK	CHIP ROAD
<u>Assets</u>				
Cash	\$118.30	\$619.77	-	\$634.07
Investments	-	-	\$1,393.11	-
Due from Other Govt. Units	-	-	-	-
Due from Primary Govt.	-	-	-	-
Assessments Receivable	-	-	-	-
Interest Receivable	-	-	\$20.37	-
<b>Total Assets</b>	<b>\$118.30</b>	<b>\$619.77</b>	<b>\$1,413.48</b>	<b>\$634.07</b>
<u>Liabilities</u>				
Accounts Payable	-	-	-	-
Deferred Revenue	-	-	-	-
Due to Other Funds	\$350.91	-	-	-
Due to Others	-	-	-	-
Due to Primary Govt.	-	-	-	-
<b>Total Liabilities</b>	<b>\$350.91</b>	<b>\$0.00</b>	<b>\$0.00</b>	<b>\$0.00</b>
<b>Net Worth</b>	<b>(\$232.61)</b>	<b>\$619.77</b>	<b>\$1,413.48</b>	<b>\$634.07</b>

**BAY COUNTY DRAIN COMMISSIONER  
2013 Annual Report  
Chapter 8 Drains  
2013 Balance Sheets**

	CLARK	COGGINS, GREEN, POIRER	COLE	COLUMBIA
<u>Assets</u>				
Cash	\$300.00	\$1,986.94	\$1,735.20	\$10,408.63
Investments	\$427.48	\$34,136.42	-	\$2.59
Due from Other Govt. Units	-	-	-	\$1,500.00
Due from Primary Govt.	-	-	-	\$1,728.00
Assessments Receivable	-	-	-	\$6,592.30
Interest Receivable	-	\$499.05	-	-
<b>Total Assets</b>	<b>\$727.48</b>	<b>\$36,622.41</b>	<b>\$1,735.20</b>	<b>\$20,231.52</b>
<u>Liabilities</u>				
Accounts Payable	-	-	-	\$946.69
Deferred Revenue	-	-	-	\$10,000.00
Due to Other Funds	-	-	-	\$1,570.99
Due to Others	-	-	-	-
Due to Primary Govt.	-	-	-	\$1,631.80
<b>Total Liabilities</b>	<b>\$0.00</b>	<b>\$0.00</b>	<b>\$0.00</b>	<b>\$14,149.48</b>
<b>Net Worth</b>	<b>\$727.48</b>	<b>\$36,622.41</b>	<b>\$1,735.20</b>	<b>\$6,082.04</b>



**BAY COUNTY DRAIN COMMISSIONER**  
**2013 Annual Report**  
**Chapter 8 Drains**  
**2013 Balance Sheets**

	CONSTANT DURUSSEL	COOPER	COUNTEGAN	CRUMP
<u>Assets</u>				
Cash	\$22.60	-	\$248.65	\$1,612.69
Investments	\$9,161.63	\$100.00	-	\$46,364.18
Due from Other Govt. Units	-	-	-	-
Due from Primary Govt.	-	-	-	-
Assessments Receivable	-	-	-	-
Interest Receivable	\$133.94	-	-	\$677.81
<b>Total Assets</b>	<b>\$9,318.17</b>	<b>\$100.00</b>	<b>\$248.65</b>	<b>\$48,654.68</b>
<u>Liabilities</u>				
Accounts Payable	-	-	-	-
Deferred Revenue	-	-	-	-
Due to Other Funds	-	-	-	-
Due to Others	-	-	-	-
Due to Primary Govt.	-	-	-	-
<b>Total Liabilities</b>	<b>\$0.00</b>	<b>\$0.00</b>	<b>\$0.00</b>	<b>\$0.00</b>
<b>Net Worth</b>	<b>\$9,318.17</b>	<b>\$100.00</b>	<b>\$248.65</b>	<b>\$48,654.68</b>

**BAY COUNTY DRAIN COMMISSIONER  
2013 Annual Report  
Chapter 8 Drains  
2013 Balance Sheets**

	CULVER CRK	1921 DREDGE CUT	DAVIS	DECLERK
<u>Assets</u>				
Cash	\$1,650.45	\$1,309.98	\$59.56	-
Investments	\$38,961.04	-	\$15,585.82	\$100.00
Due from Other Govt. Units	-	-	-	-
Due from Primary Govt.	-	-	-	-
Assessments Receivable	-	-	-	-
Interest Receivable	\$569.58	-	\$227.85	-
<b>Total Assets</b>	<b>\$41,181.07</b>	<b>\$1,309.98</b>	<b>\$15,873.23</b>	<b>\$100.00</b>
<u>Liabilities</u>				
Accounts Payable	-	-	-	-
Deferred Revenue	-	-	-	-
Due to Other Funds	\$22.44	-	-	-
Due to Others	-	-	-	-
Due to Primary Govt.	-	-	-	-
<b>Total Liabilities</b>	<b>\$22.44</b>	<b>\$0.00</b>	<b>\$0.00</b>	<b>\$0.00</b>
<b>Net Worth</b>	<b>\$41,158.63</b>	<b>\$1,309.98</b>	<b>\$15,873.23</b>	<b>\$100.00</b>

**BAY COUNTY DRAIN COMMISSIONER  
2013 Annual Report  
Chapter 8 Drains  
2013 Balance Sheets**

	DELL CRK & BRS	DELL CRK BR 5	DENTON	DESHANO
<u>Assets</u>				
Cash	\$263.55	-	-	\$284.31
Investments	\$15,073.90	\$50.20	\$4,832.44	\$3,292.16
Due from Other Govt. Units	-	-	-	-
Due from Primary Govt.	-	-	-	-
Assessments Receivable	-	-	-	-
Interest Receivable	\$220.37	-	\$70.65	\$48.13
<b>Total Assets</b>	<b>\$15,557.82</b>	<b>\$50.20</b>	<b>\$4,903.09</b>	<b>\$3,624.60</b>
<u>Liabilities</u>				
Accounts Payable	-	-	-	-
Deferred Revenue	-	-	-	-
Due to Other Funds	\$846.85	-	-	-
Due to Others	-	-	-	-
Due to Primary Govt.	-	-	-	-
<b>Total Liabilities</b>	<b>\$846.85</b>	<b>\$0.00</b>	<b>\$0.00</b>	<b>\$0.00</b>
<b>Net Worth</b>	<b>\$14,710.97</b>	<b>\$50.20</b>	<b>\$4,903.09</b>	<b>\$3,624.60</b>

**BAY COUNTY DRAIN COMMISSIONER  
2013 Annual Report  
Chapter 8 Drains  
2013 Balance Sheets**

	DEWYSE	DIEHL	DINGMAN	DOUGLAS
<b><u>Assets</u></b>				
Cash	\$1,609.38	\$106.09	\$484.39	\$602.42
Investments	\$25,944.97	\$100.14	\$2,141.95	-
Due from Other Govt. Units	-	-	-	-
Due from Primary Govt.	-	-	-	-
Assessments Receivable	-	-	-	-
Interest Receivable	\$379.30	-	\$31.31	-
<b>Total Assets</b>	<b>\$27,933.65</b>	<b>\$206.23</b>	<b>\$2,657.65</b>	<b>\$602.42</b>
<b><u>Liabilities</u></b>				
Accounts Payable	-	-	-	-
Deferred Revenue	-	-	-	-
Due to Other Funds	\$619.20	-	-	-
Due to Others	-	-	-	-
Due to Primary Govt.	-	-	-	-
<b>Total Liabilities</b>	<b>\$619.20</b>	<b>\$0.00</b>	<b>\$0.00</b>	<b>\$0.00</b>
<b>Net Worth</b>	<b>\$27,314.45</b>	<b>\$206.23</b>	<b>\$2,657.65</b>	<b>\$602.42</b>

**BAY COUNTY DRAIN COMMISSIONER  
2013 Annual Report  
Chapter 8 Drains  
2013 Balance Sheets**

	DUBAY	ERICKSON	EVERSON	FANGER
<u>Assets</u>				
Cash	\$143.40	\$776.55	\$100.00	\$1,574.69
Investments	\$18,690.43	\$31,210.25	-	\$11,607.32
Due from Other Govt. Units	-	-	-	-
Due from Primary Govt.	-	-	-	-
Assessments Receivable	-	-	-	-
Interest Receivable	\$273.24	\$456.27	-	\$169.69
<b>Total Assets</b>	<b>\$19,107.07</b>	<b>\$32,443.07</b>	<b>\$100.00</b>	<b>\$13,351.70</b>
<u>Liabilities</u>				
Accounts Payable	-	-	-	-
Deferred Revenue	-	-	-	-
Due to Other Funds	-	-	-	-
Due to Others	-	-	-	-
Due to Primary Govt.	(\$0.03)	-	-	-
<b>Total Liabilities</b>	<b>(\$0.03)</b>	<b>\$0.00</b>	<b>\$0.00</b>	<b>\$0.00</b>
<b>Net Worth</b>	<b>\$19,107.10</b>	<b>\$32,443.07</b>	<b>\$100.00</b>	<b>\$13,351.70</b>

**BAY COUNTY DRAIN COMMISSIONER  
2013 Annual Report  
Chapter 8 Drains  
2013 Balance Sheets**

	FISHER	FITZHUGH	FORESTER	FRASER- GARFIELD
<u>Assets</u>				
Cash	\$636.24	\$300.00	\$956.40	\$32.23
Investments	\$400.00	\$1,365.87	\$582.28	-
Due from Other Govt. Units	-	-	-	\$2,500.00
Due from Primary Govt.	-	-	-	\$2,500.00
Assessments Receivable	-	-	-	\$20,000.00
Interest Receivable	-	\$19.97	-	-
<b>Total Assets</b>	<b>\$1,036.24</b>	<b>\$1,685.84</b>	<b>\$1,538.68</b>	<b>\$25,032.23</b>
<u>Liabilities</u>				
Accounts Payable	-	-	-	-
Deferred Revenue	-	-	-	\$25,000.00
Due to Other Funds	-	-	-	\$3,578.64
Due to Others	-	-	-	-
Due to Primary Govt.	-	-	-	\$2,350.57
<b>Total Liabilities</b>	<b>\$0.00</b>	<b>\$0.00</b>	<b>\$0.00</b>	<b>\$30,929.21</b>
<b>Net Worth</b>	<b>\$1,036.24</b>	<b>\$1,685.84</b>	<b>\$1,538.68</b>	<b>(\$5,896.98)</b>

**BAY COUNTY DRAIN COMMISSIONER**  
**2013 Annual Report**  
**Chapter 8 Drains**  
**2013 Balance Sheets**

	GARVEY	GERMAN RD	GIBSON	GOETZ
<u>Assets</u>				
Cash	\$200.19	\$1,187.97	\$1.61	-
Investments	\$532.41	\$18,410.33	-	-
Due from Other Govt. Units	-	-	-	-
Due from Primary Govt.	-	-	-	-
Assessments Receivable	-	-	-	-
Interest Receivable	-	\$269.15	-	-
<b>Total Assets</b>	<b>\$732.60</b>	<b>\$19,867.45</b>	<b>\$1.61</b>	<b>\$0.00</b>
<u>Liabilities</u>				
Accounts Payable	-	-	-	-
Deferred Revenue	-	-	-	-
Due to Other Funds	-	-	-	\$867.43
Due to Others	-	-	-	-
Due to Primary Govt.	-	-	-	\$23.23
<b>Total Liabilities</b>	<b>\$0.00</b>	<b>\$0.00</b>	<b>\$0.00</b>	<b>\$890.66</b>
<b>Net Worth</b>	<b>\$732.60</b>	<b>\$19,867.45</b>	<b>\$1.61</b>	<b>(\$890.66)</b>

**BAY COUNTY DRAIN COMMISSIONER**  
**2013 Annual Report**  
**Chapter 8 Drains**  
**2013 Balance Sheets**

	GOULET	GRAHAM	GREGORY	GUNTHER
<u>Assets</u>				
Cash	\$100.00	\$491.41	\$100.00	\$128.53
Investments	\$706.69	\$2,176.38	\$100.41	-
Due from Other Govt. Units	-	-	-	-
Due from Primary Govt.	-	-	-	\$1,031.85
Assessments Receivable	-	-	-	\$1,468.15
Interest Receivable	-	\$31.82	-	-
<b>Total Assets</b>	<b>\$806.69</b>	<b>\$2,699.61</b>	<b>\$200.41</b>	<b>\$2,628.53</b>
<u>Liabilities</u>				
Accounts Payable	-	-	-	-
Deferred Revenue	-	-	-	\$2,500.00
Due to Other Funds	-	-	-	\$4,436.03
Due to Others	-	-	-	-
Due to Primary Govt.	-	-	-	-
<b>Total Liabilities</b>	<b>\$0.00</b>	<b>\$0.00</b>	<b>\$0.00</b>	<b>\$6,936.03</b>
<b>Net Worth</b>	<b>\$806.69</b>	<b>\$2,699.61</b>	<b>\$200.41</b>	<b>(\$4,307.50)</b>



**BAY COUNTY DRAIN COMMISSIONER  
2013 Annual Report  
Chapter 8 Drains  
2013 Balance Sheets**

	HADD	HALSTEAD	HAYWARD	HEARIT
<u>Assets</u>				
Cash	\$3,174.01	\$3,216.72	\$1,410.89	\$100.41
Investments	\$4,743.22	\$8.64	-	\$200.41
Due from Other Govt. Units	\$313.40	-	-	-
Due from Primary Govt.	\$108.00	-	-	-
Assessments Receivable	\$1,512.60	-	-	-
Interest Receivable	\$69.34	-	-	-
<b>Total Assets</b>	<b>\$9,920.57</b>	<b>\$3,225.36</b>	<b>\$1,410.89</b>	<b>\$300.82</b>
<u>Liabilities</u>				
Accounts Payable	\$33.54	-	-	-
Deferred Revenue	\$2,000.00	-	-	-
Due to Other Funds	\$774.68	\$1,205.19	\$1,390.03	-
Due to Others	-	-	-	-
Due to Primary Govt.	\$112.53	-	-	-
<b>Total Liabilities</b>	<b>\$2,920.75</b>	<b>\$1,205.19</b>	<b>\$1,390.03</b>	<b>\$0.00</b>
<b>Net Worth</b>	<b>\$6,999.82</b>	<b>\$2,020.17</b>	<b>\$20.86</b>	<b>\$300.82</b>

**BAY COUNTY DRAIN COMMISSIONER  
2013 Annual Report  
Chapter 8 Drains  
2013 Balance Sheets**

	HELMUTH	HEMBLING MAIN	HILDE-BRANDT ANDERSON	HISTEAD
<u>Assets</u>				
Cash	\$110.50	\$1,317.15	\$126.47	\$728.99
Investments	-	\$67,175.68	\$54,816.73	\$2,447.17
Due from Other Govt. Units	-	-	-	-
Due from Primary Govt.	-	-	-	-
Assessments Receivable	-	-	-	-
Interest Receivable	-	\$982.06	\$801.38	\$35.78
<b>Total Assets</b>	<b>\$110.50</b>	<b>\$69,474.89</b>	<b>\$55,744.58</b>	<b>\$3,211.94</b>
<u>Liabilities</u>				
Accounts Payable	-	-	-	-
Deferred Revenue	-	-	-	-
Due to Other Funds	-	-	-	-
Due to Others	-	-	-	-
Due to Primary Govt.	-	-	-	-
<b>Total Liabilities</b>	<b>\$0.00</b>	<b>\$0.00</b>	<b>\$0.00</b>	<b>\$0.00</b>
<b>Net Worth</b>	<b>\$110.50</b>	<b>\$69,474.89</b>	<b>\$55,744.58</b>	<b>\$3,211.94</b>

**BAY COUNTY DRAIN COMMISSIONER  
2013 Annual Report  
Chapter 8 Drains  
2013 Balance Sheets**

	HOPPLER CRK	HUDSON	INDIANTOWN	JOHNSON
<u>Assets</u>				
Cash	\$526.63	(\$1,609.67)	\$1,177.37	\$187.00
Investments	-	\$19,176.03	-	\$20,052.65
Due from Other Govt. Units	-	-	-	-
Due from Primary Govt.	-	-	-	-
Assessments Receivable	-	-	-	-
Interest Receivable	-	\$280.34	-	\$293.16
<b>Total Assets</b>	<b>\$526.63</b>	<b>\$17,846.70</b>	<b>\$1,177.37</b>	<b>\$20,532.81</b>
<u>Liabilities</u>				
Accounts Payable	-	-	-	-
Deferred Revenue	-	-	-	-
Due to Other Funds	\$13,750.15	-	-	\$33.66
Due to Others	-	-	-	-
Due to Primary Govt.	\$57.49	-	-	-
<b>Total Liabilities</b>	<b>\$13,807.64</b>	<b>\$0.00</b>	<b>\$0.00</b>	<b>\$33.66</b>
<b>Net Worth</b>	<b>(\$13,281.01)</b>	<b>\$17,846.70</b>	<b>\$1,177.37</b>	<b>\$20,499.15</b>

**BAY COUNTY DRAIN COMMISSIONER  
2013 Annual Report  
Chapter 8 Drains  
2013 Balance Sheets**

	KACZMAREK	KAISER	KANNELL	K&R
<u>Assets</u>				
Cash	(\$275.46)	\$58.01	\$0.01	\$1,100.00
Investments	-	\$3,896.40	-	-
Due from Other Govt. Units	\$100.00	-	-	-
Due from Primary Govt.	\$359.09	-	-	-
Assessments Receivable	\$540.91	-	-	-
Interest Receivable	-	\$56.96	-	-
<b>Total Assets</b>	<b>\$724.54</b>	<b>\$4,011.37</b>	<b>\$0.01</b>	<b>\$1,100.00</b>
<u>Liabilities</u>				
Accounts Payable	-	-	-	-
Deferred Revenue	\$1,000.00	-	-	-
Due to Other Funds	\$241.93	-	-	\$713.76
Due to Others	-	-	-	-
Due to Primary Govt.	-	-	-	-
<b>Total Liabilities</b>	<b>\$1,241.93</b>	<b>\$0.00</b>	<b>\$0.00</b>	<b>\$713.76</b>
<b>Net Worth</b>	<b>(\$517.39)</b>	<b>\$4,011.37</b>	<b>\$0.01</b>	<b>\$386.24</b>

**BAY COUNTY DRAIN COMMISSIONER  
2013 Annual Report  
Chapter 8 Drains  
2013 Balance Sheets**

	KAWECK	KECK	KERR	KINDELL
<u>Assets</u>				
Cash	\$167.10	\$293.13	\$175.01	\$2,636.51
Investments	\$208.83	\$4,546.16	\$3,646.47	\$34,126.33
Due from Other Govt. Units	-	-	-	-
Due from Primary Govt.	-	-	-	-
Assessments Receivable	-	-	-	-
Interest Receivable	-	\$66.46	\$53.31	\$498.90
<b>Total Assets</b>	<b>\$375.93</b>	<b>\$4,905.75</b>	<b>\$3,874.79</b>	<b>\$37,261.74</b>
<u>Liabilities</u>				
Accounts Payable	-	-	-	-
Deferred Revenue				
Due to Other Funds				\$824.41
Due to Others				
Due to Primary Govt.			(\$86.79)	
<b>Total Liabilities</b>	<b>\$0.00</b>	<b>\$0.00</b>	<b>(\$86.79)</b>	<b>\$824.41</b>
<b>Net Worth</b>	<b>\$375.93</b>	<b>\$4,905.75</b>	<b>\$3,961.58</b>	<b>\$36,437.33</b>

**BAY COUNTY DRAIN COMMISSIONER  
2013 Annual Report  
Chapter 8 Drains  
2013 Balance Sheets**

	KINNEY	KLAUSS	KOCHVILLE- FRANKENLUST	KOLB
<u>Assets</u>				
Cash	\$1,048.70	\$95.94	\$782.61	\$176.77
Investments	\$2,147.57	\$726.44	\$3,074.17	-
Due from Other Govt. Units	-	-	-	-
Due from Primary Govt.	-	-	-	-
Assessments Receivable	-	-	-	-
Interest Receivable	\$31.40	-	\$44.94	-
<b>Total Assets</b>	<b>\$3,227.67</b>	<b>\$822.38</b>	<b>\$3,901.72</b>	<b>\$176.77</b>
<u>Liabilities</u>				
Accounts Payable	-	-	-	-
Deferred Revenue				
Due to Other Funds			\$67.32	
Due to Others				
Due to Primary Govt.			\$156.65	
<b>Total Liabilities</b>	<b>\$0.00</b>	<b>\$0.00</b>	<b>\$223.97</b>	<b>\$0.00</b>
<b>Net Worth</b>	<b>\$3,227.67</b>	<b>\$822.38</b>	<b>\$3,677.75</b>	<b>\$176.77</b>

**BAY COUNTY DRAIN COMMISSIONER  
2013 Annual Report  
Chapter 8 Drains  
2013 Balance Sheets**

	KOSSICK	KOWALSKI	KRAINER	KRZYZANIAK
<u>Assets</u>				
Cash	\$100.00	\$90.84	\$75.08	-
Investments	-	-	-	\$76.52
Due from Other Govt. Units	-	\$700.00	-	-
Due from Primary Govt.	-	\$284.00	-	-
Assessments Receivable	-	\$4,016.00	-	-
Interest Receivable	-	-	-	-
<b>Total Assets</b>	<b>\$100.00</b>	<b>\$5,090.84</b>	<b>\$75.08</b>	<b>\$76.52</b>
<u>Liabilities</u>				
Accounts Payable	-	-	-	-
Deferred Revenue		\$5,000.00		
Due to Other Funds		\$10,166.92		
Due to Others				
Due to Primary Govt.		\$480.81		
<b>Total Liabilities</b>	<b>\$0.00</b>	<b>\$15,647.73</b>	<b>\$0.00</b>	<b>\$0.00</b>
<b>Net Worth</b>	<b>\$100.00</b>	<b>(\$10,556.89)</b>	<b>\$75.08</b>	<b>\$76.52</b>

**BAY COUNTY DRAIN COMMISSIONER  
2013 Annual Report  
Chapter 8 Drains  
2013 Balance Sheets**

	LAMBERT	LAPAN	LEE DAVIS DRAIN	LEGNES
<u>Assets</u>				
Cash	\$688.40	\$300.02	\$108.88	\$434.25
Investments	\$34,565.74	\$198.19	\$304.68	\$157.85
Due from Other Govt. Units	-	-	-	-
Due from Primary Govt.	-	-	-	-
Assessments Receivable	-	-	-	-
Interest Receivable	\$505.33	-	-	-
<b>Total Assets</b>	<b>\$35,759.47</b>	<b>\$498.21</b>	<b>\$413.56</b>	<b>\$592.10</b>
<u>Liabilities</u>				
Accounts Payable	-	-	-	-
Deferred Revenue				
Due to Other Funds				
Due to Others				
Due to Primary Govt.				
<b>Total Liabilities</b>	<b>\$0.00</b>	<b>\$0.00</b>	<b>\$0.00</b>	<b>\$0.00</b>
<b>Net Worth</b>	<b>\$35,759.47</b>	<b>\$498.21</b>	<b>\$413.56</b>	<b>\$592.10</b>



**BAY COUNTY DRAIN COMMISSIONER  
2013 Annual Report  
Chapter 8 Drains  
2013 Balance Sheets**

	LESPERANCE, REZLER, TAYLOR			
<u>Assets</u>	LINCOLN D	LINCOLN AVE	LINK	
Cash	\$264.17	\$100.28	(\$125.47)	\$233.44
Investments	\$65.98	-	\$125.47	\$2,839.87
Due from Other Govt. Units	-	-	-	-
Due from Primary Govt.	-	-	-	-
Assessments Receivable	-	-	-	-
Interest Receivable	-	-	-	\$41.52
<b>Total Assets</b>	<b>\$330.15</b>	<b>\$100.28</b>	<b>\$0.00</b>	<b>\$3,114.83</b>
<u>Liabilities</u>				
Accounts Payable	-	-	-	-
Deferred Revenue				
Due to Other Funds			\$1,031.82	
Due to Others				
Due to Primary Govt.			\$101.39	
<b>Total Liabilities</b>	<b>\$0.00</b>	<b>\$0.00</b>	<b>\$1,133.21</b>	<b>\$0.00</b>
<b>Net Worth</b>	<b>\$330.15</b>	<b>\$100.28</b>	<b>(\$1,133.21)</b>	<b>\$3,114.83</b>

**BAY COUNTY DRAIN COMMISSIONER  
 2013 Annual Report  
 Chapter 8 Drains  
 2013 Balance Sheets**

	LIVINGSTON	LOBODZINSKI	MACARTHUR	MCDONALD
<u>Assets</u>				
Cash	-	-	\$482.52	\$5,860.31
Investments	\$23,793.01	\$201.91	-	\$12,000.28
Due from Other Govt. Units	-	-	-	-
Due from Primary Govt.	-	-	-	-
Assessments Receivable	-	-	-	-
Interest Receivable	\$347.84	-	-	\$175.44
<b>Total Assets</b>	<b>\$24,140.85</b>	<b>\$201.91</b>	<b>\$482.52</b>	<b>\$18,036.03</b>
<u>Liabilities</u>				
Accounts Payable	-	-	-	-
Deferred Revenue	-	-	-	-
Due to Other Funds	-	-	-	\$123.08
Due to Others	-	-	-	-
Due to Primary Govt.	-	-	-	-
<b>Total Liabilities</b>	<b>\$0.00</b>	<b>\$0.00</b>	<b>\$0.00</b>	<b>\$123.08</b>
<b>Net Worth</b>	<b>\$24,140.85</b>	<b>\$201.91</b>	<b>\$482.52</b>	<b>\$17,912.95</b>

**BAY COUNTY DRAIN COMMISSIONER  
2013 Annual Report  
Chapter 8 Drains  
2013 Balance Sheets**

	MCARTHUR	MASON	MAYVILLE	MEDDAUGH
<u>Assets</u>				
Cash	\$642.96	-	-	-
Investments	\$4,979.56	\$8,716.42	\$27,848.76	\$7,259.54
Due from Other Govt. Units	-	-	-	-
Due from Primary Govt.	-	-	-	-
Assessments Receivable	-	-	-	-
Interest Receivable	\$72.80	\$127.43	\$407.13	\$106.13
<b>Total Assets</b>	<b>\$5,695.32</b>	<b>\$8,843.85</b>	<b>\$28,255.89</b>	<b>\$7,365.67</b>
<u>Liabilities</u>				
Accounts Payable	-	-	-	-
Deferred Revenue				
Due to Other Funds				
Due to Others				
Due to Primary Govt.				
<b>Total Liabilities</b>	<b>\$0.00</b>	<b>\$0.00</b>	<b>\$0.00</b>	<b>\$0.00</b>
<b>Net Worth</b>	<b>\$5,695.32</b>	<b>\$8,843.85</b>	<b>\$28,255.89</b>	<b>\$7,365.67</b>

**BAY COUNTY DRAIN COMMISSIONER  
2013 Annual Report  
Chapter 8 Drains  
2013 Balance Sheets**

	MERRITT	MEYER	MICHALSKI	MILL POND
<u>Assets</u>				
Cash	\$400.35	\$100.22	\$197.99	\$6,262.99
Investments	-	\$98.19	\$2,945.45	\$5,005.11
Due from Other Govt. Units	-	-	-	\$3,000.00
Due from Primary Govt.	-	-	-	\$3,259.10
Assessments Receivable	-	-	-	\$13,740.90
Interest Receivable	-	-	\$43.06	\$73.17
<b>Total Assets</b>	<b>\$400.35</b>	<b>\$198.41</b>	<b>\$3,186.50</b>	<b>\$31,341.27</b>
<u>Liabilities</u>				
Accounts Payable	-	-	-	-
Deferred Revenue				\$20,000.00
Due to Other Funds				\$752.56
Due to Others				
Due to Primary Govt.				
<b>Total Liabilities</b>	<b>\$0.00</b>	<b>\$0.00</b>	<b>\$0.00</b>	<b>\$20,752.56</b>
<b>Net Worth</b>	<b>\$400.35</b>	<b>\$198.41</b>	<b>\$3,186.50</b>	<b>\$10,588.71</b>

**BAY COUNTY DRAIN COMMISSIONER  
 2013 Annual Report  
 Chapter 8 Drains  
 2013 Balance Sheets**

	MILL POND 4	BR MONITOR	MONSION	MOORE DRAIN
<b><u>Assets</u></b>				
Cash	-	\$100.20	-	\$72.99
Investments	\$188.08	-	\$678.21	-
Due from Other Govt. Units	-	-	-	-
Due from Primary Govt.	-	-	-	-
Assessments Receivable	-	-	-	-
Interest Receivable	-	-	-	-
<b>Total Assets</b>	<b>\$188.08</b>	<b>\$100.20</b>	<b>\$678.21</b>	<b>\$72.99</b>
<b><u>Liabilities</u></b>				
Accounts Payable	-	-	-	-
Deferred Revenue				
Due to Other Funds				
Due to Others				
Due to Primary Govt.				
<b>Total Liabilities</b>	<b>\$0.00</b>	<b>\$0.00</b>	<b>\$0.00</b>	<b>\$0.00</b>
<b>Net Worth</b>	<b>\$188.08</b>	<b>\$100.20</b>	<b>\$678.21</b>	<b>\$72.99</b>

**BAY COUNTY DRAIN COMMISSIONER  
2013 Annual Report  
Chapter 8 Drains  
2013 Balance Sheets**

	MULDOON DITCH	MUNGER RD	NEARING & DEAN	NORTH BR
<b><u>Assets</u></b>				
Cash	\$13.74	\$593.73	-	\$1,057.28
Investments	\$100.00	\$48,301.76	\$2,389.15	\$13,956.97
Due from Other Govt. Units	-	-	-	-
Due from Primary Govt.	-	-	-	-
Assessments Receivable	-	-	-	-
Interest Receivable	-	\$706.14	\$34.93	\$204.04
<b>Total Assets</b>	<b>\$113.74</b>	<b>\$49,601.63</b>	<b>\$2,424.08</b>	<b>\$15,218.29</b>
<b><u>Liabilities</u></b>				
Accounts Payable	-	-	-	-
Deferred Revenue	-	-	-	-
Due to Other Funds	\$22.44	-	-	-
Due to Others	-	-	-	-
Due to Primary Govt.	-	-	-	-
<b>Total Liabilities</b>	<b>\$22.44</b>	<b>\$0.00</b>	<b>\$0.00</b>	<b>\$0.00</b>
<b>Net Worth</b>	<b>\$91.30</b>	<b>\$49,601.63</b>	<b>\$2,424.08</b>	<b>\$15,218.29</b>

**BAY COUNTY DRAIN COMMISSIONER**  
**2013 Annual Report**  
**Chapter 8 Drains**  
**2013 Balance Sheets**

	OAKWOOD	OLD TOWNLINE	OTT	OKEEFE
<u>Assets</u>				
Cash	\$3,608.83	-	\$423.77	\$645.04
Investments	\$3,150.12	-	-	\$958.30
Due from Other Govt. Units	\$301.60	\$2,665.75	-	-
Due from Primary Govt.	\$66.60	\$1,768.00	-	-
Assessments Receivable	\$1,567.60	\$20,334.75	-	-
Interest Receivable	\$46.05	-	-	-
<b>Total Assets</b>	<b>\$8,740.80</b>	<b>\$24,768.50</b>	<b>\$423.77</b>	<b>\$1,603.34</b>
<u>Liabilities</u>				
Accounts Payable	\$23.38	-	-	-
Deferred Revenue	\$2,000.00	\$25,000.00	-	-
Due to Other Funds	\$810.56	\$56,105.14	-	-
Due to Others	-	-	-	-
Due to Primary Govt.	\$112.53	\$812.03	-	-
<b>Total Liabilities</b>	<b>\$2,946.47</b>	<b>\$81,917.17</b>	<b>\$0.00</b>	<b>\$0.00</b>
<b>Net Worth</b>	<b>\$5,794.33</b>	<b>(\$57,148.67)</b>	<b>\$423.77</b>	<b>\$1,603.34</b>

**BAY COUNTY DRAIN COMMISSIONER  
2013 Annual Report  
Chapter 8 Drains  
2013 Balance Sheets**

	PANZER	PASHAK	PENKALA	PERRY CRK
<u>Assets</u>				
Cash	-	\$1,577.88	-	\$558.40
Investments	\$1,906.65	-	\$215.53	\$11,172.92
Due from Other Govt. Units	-	-	-	-
Due from Primary Govt.	-	-	-	-
Assessments Receivable	-	-	-	-
Interest Receivable	\$27.87	-	-	\$163.34
	<hr/>			
<b>Total Assets</b>	<b>\$1,934.52</b>	<b>\$1,577.88</b>	<b>\$215.53</b>	<b>\$11,894.66</b>
	<hr/>			
<u>Liabilities</u>				
Accounts Payable	-	-	-	-
Deferred Revenue				
Due to Other Funds				
Due to Others				
Due to Primary Govt.				
	<hr/>			
<b>Total Liabilities</b>	<b>\$0.00</b>	<b>\$0.00</b>	<b>\$0.00</b>	<b>\$0.00</b>
	<hr/>			
<b>Net Worth</b>	<b>\$1,934.52</b>	<b>\$1,577.88</b>	<b>\$215.53</b>	<b>\$11,894.66</b>
	<hr/>			



**BAY COUNTY DRAIN COMMISSIONER  
2013 Annual Report  
Chapter 8 Drains  
2013 Balance Sheets**

	PHILLIPS	PINE	PLANT RD	POPP
<u>Assets</u>				
Cash	\$779.06	\$2,387.15	\$143.32	\$713.80
Investments	-	-	\$37,281.05	\$55,480.08
Due from Other Govt. Units	-	-	-	-
Due from Primary Govt.	-	-	-	-
Assessments Receivable	-	-	-	-
Interest Receivable	-	-	\$545.02	\$811.08
<b>Total Assets</b>	<b>\$779.06</b>	<b>\$2,387.15</b>	<b>\$37,969.39</b>	<b>\$57,004.96</b>
<u>Liabilities</u>				
Accounts Payable	-	-	-	-
Deferred Revenue	-	-	-	-
Due to Other Funds	\$86.78	\$22.44	-	-
Due to Others	-	-	-	-
Due to Primary Govt.	-	-	(\$0.03)	-
<b>Total Liabilities</b>	<b>\$86.78</b>	<b>\$22.44</b>	<b>(\$0.03)</b>	<b>\$0.00</b>
<b>Net Worth</b>	<b>\$692.28</b>	<b>\$2,364.71</b>	<b>\$37,969.42</b>	<b>\$57,004.96</b>

**BAY COUNTY DRAIN COMMISSIONER**  
**2013 Annual Report**  
**Chapter 8 Drains**  
**2013 Balance Sheets**

	PRAST	RAILROAD	RASKA	RATHKE
<u>Assets</u>				
Cash	-	\$293.18	-	\$396.77
Investments	\$25,741.25	-	\$108.95	-
Due from Other Govt. Units	-	\$2,256.00	-	-
Due from Primary Govt.	-	\$2,000.00	-	-
Assessments Receivable	-	\$15,694.00	-	-
Interest Receivable	\$376.32	-	-	-
<b>Total Assets</b>	<b>\$26,117.57</b>	<b>\$20,243.18</b>	<b>\$108.95</b>	<b>\$396.77</b>
<u>Liabilities</u>				
Accounts Payable	-	-	-	-
Deferred Revenue		\$20,000.00		
Due to Other Funds		\$9,647.95		
Due to Others				
Due to Primary Govt.		\$1,098.59		
<b>Total Liabilities</b>	<b>\$0.00</b>	<b>\$30,746.54</b>	<b>\$0.00</b>	<b>\$0.00</b>
<b>Net Worth</b>	<b>\$26,117.57</b>	<b>(\$10,503.36)</b>	<b>\$108.95</b>	<b>\$396.77</b>

**BAY COUNTY DRAIN COMMISSIONER  
2013 Annual Report  
Chapter 8 Drains  
2013 Balance Sheets**

	RATTELL	REDY	REICHARD	REINHART
<u>Assets</u>				
Cash	\$3,069.13	\$161.25	\$275.99	-
Investments	-	-	-	\$705.45
Due from Other Govt. Units	-	\$22.12	-	-
Due from Primary Govt.	-	\$2,213.13	-	-
Assessments Receivable	-	\$10,103.50	-	-
Interest Receivable	-	-	-	-
<b>Total Assets</b>	<b>\$3,069.13</b>	<b>\$12,500.00</b>	<b>\$275.99</b>	<b>\$705.45</b>
<u>Liabilities</u>				
Accounts Payable	-	-	-	-
Deferred Revenue	-	\$12,500.00	-	-
Due to Other Funds	\$1,323.40	\$16,639.36	-	-
Due to Others	-	-	-	-
Due to Primary Govt.	-	\$947.25	-	-
<b>Total Liabilities</b>	<b>\$1,323.40</b>	<b>\$30,086.61</b>	<b>\$0.00</b>	<b>\$0.00</b>
<b>Net Worth</b>	<b>\$1,745.73</b>	<b>(\$17,586.61)</b>	<b>\$275.99</b>	<b>\$705.45</b>

**BAY COUNTY DRAIN COMMISSIONER**  
**2013 Annual Report**  
**Chapter 8 Drains**  
**2013 Balance Sheets**

	RENNER	RIPLEY	ROBBINS	ROSEBUSH
<u>Assets</u>				
Cash	-	-	\$200.67	\$170.13
Investments	-	\$5,703.01	\$2,002.63	\$63,611.61
Due from Other Govt. Units	\$70.00	-	-	-
Due from Primary Govt.	\$630.00	-	-	-
Assessments Receivable	\$2,800.00	-	-	-
Interest Receivable	-	\$83.37	\$29.28	\$929.96
<b>Total Assets</b>	<b>\$3,500.00</b>	<b>\$5,786.38</b>	<b>\$2,232.58</b>	<b>\$64,711.70</b>
<u>Liabilities</u>				
Accounts Payable	-	-	-	-
Deferred Revenue	\$3,500.00			
Due to Other Funds	\$3,092.77			
Due to Others				
Due to Primary Govt.				
<b>Total Liabilities</b>	<b>\$6,592.77</b>	<b>\$0.00</b>	<b>\$0.00</b>	<b>\$0.00</b>
<b>Net Worth</b>	<b>(\$3,092.77)</b>	<b>\$5,786.38</b>	<b>\$2,232.58</b>	<b>\$64,711.70</b>

**BAY COUNTY DRAIN COMMISSIONER  
2013 Annual Report  
Chapter 8 Drains  
2013 Balance Sheets**

	ROUCHE	RUSSELL RD	SCHMIDT	SCHOOF
<u>Assets</u>				
Cash	\$317.05	\$507.37	\$184.85	\$717.72
Investments	\$336.24	\$9,614.75	-	\$3,803.22
Due from Other Govt. Units	-	-	-	-
Due from Primary Govt.	-	-	-	-
Assessments Receivable	-	-	-	-
Interest Receivable	-	\$140.56	-	\$55.60
<b>Total Assets</b>	<b>\$653.29</b>	<b>\$10,262.68</b>	<b>\$184.85</b>	<b>\$4,576.54</b>
<u>Liabilities</u>				
Accounts Payable	-	-	-	-
Deferred Revenue				
Due to Other Funds		\$338.93		\$536.95
Due to Others				
Due to Primary Govt.				
<b>Total Liabilities</b>	<b>\$0.00</b>	<b>\$338.93</b>	<b>\$0.00</b>	<b>\$536.95</b>
<b>Net Worth</b>	<b>\$653.29</b>	<b>\$9,923.75</b>	<b>\$184.85</b>	<b>\$4,039.59</b>

**BAY COUNTY DRAIN COMMISSIONER  
2013 Annual Report  
Chapter 8 Drains  
2013 Balance Sheets**

	SCHROEDER	SCHUMAKER- ELLISON	SECORD	SEEBECK
<u>Assets</u>				
Cash	\$180.78	\$3,783.75	\$738.06	\$171.68
Investments	\$1,232.58	\$3,626.22	\$23.15	-
Due from Other Govt. Units	-	-	-	-
Due from Primary Govt.	-	-	-	-
Assessments Receivable	-	-	-	-
Interest Receivable	\$18.02	\$53.01	-	-
<b>Total Assets</b>	<b>\$1,431.38</b>	<b>\$7,462.98</b>	<b>\$761.21</b>	<b>\$171.68</b>
<u>Liabilities</u>				
Accounts Payable	-	-	-	-
Deferred Revenue	-	-	-	-
Due to Other Funds	-	-	-	-
Due to Others	-	-	-	-
Due to Primary Govt.	-	-	-	-
<b>Total Liabilities</b>	<b>\$0.00</b>	<b>\$0.00</b>	<b>\$0.00</b>	<b>\$0.00</b>
<b>Net Worth</b>	<b>\$1,431.38</b>	<b>\$7,462.98</b>	<b>\$761.21</b>	<b>\$171.68</b>

**BAY COUNTY DRAIN COMMISSIONER  
2013 Annual Report  
Chapter 8 Drains  
2013 Balance Sheets**

	SELLE	SELLECK & BRS	SELMAN	SHINBINES
<u>Assets</u>				
Cash	-	\$2,445.17	\$300.00	\$495.97
Investments	\$576.40	\$14,026.17	-	\$7,844.25
Due from Other Govt. Units	-	-	-	-
Due from Primary Govt.	-	-	-	-
Assessments Receivable	-	-	-	-
Interest Receivable	-	\$205.05	-	\$114.68
<b>Total Assets</b>	<b>\$576.40</b>	<b>\$16,676.39</b>	<b>\$300.00</b>	<b>\$8,454.90</b>
<u>Liabilities</u>				
Accounts Payable	-	-	-	-
Deferred Revenue	-	-	-	-
Due to Other Funds	-	\$1,906.49	-	-
Due to Others	-	-	-	-
Due to Primary Govt.	-	-	-	-
<b>Total Liabilities</b>	<b>\$0.00</b>	<b>\$1,906.49</b>	<b>\$0.00</b>	<b>\$0.00</b>
<b>Net Worth</b>	<b>\$576.40</b>	<b>\$14,769.90</b>	<b>\$300.00</b>	<b>\$8,454.90</b>

**BAY COUNTY DRAIN COMMISSIONER  
2013 Annual Report  
Chapter 8 Drains  
2013 Balance Sheets**

	SHUE	SLOAT	STIEVE	STONE
<u>Assets</u>				
Cash	-	\$246.76	\$100.00	\$8.06
Investments	\$250.80	-	\$70.79	\$1,908.23
Due from Other Govt. Units	-	-	-	-
Due from Primary Govt.	-	-	-	-
Assessments Receivable	-	-	-	-
Interest Receivable	-	-	-	\$27.90
<b>Total Assets</b>	<b>\$250.80</b>	<b>\$246.76</b>	<b>\$170.79</b>	<b>\$1,944.19</b>
<u>Liabilities</u>				
Accounts Payable	-	-	-	-
Deferred Revenue	-	-	-	-
Due to Other Funds	-	-	\$152.49	-
Due to Others	-	-	-	-
Due to Primary Govt.	-	-	-	-
<b>Total Liabilities</b>	<b>\$0.00</b>	<b>\$0.00</b>	<b>\$152.49</b>	<b>\$0.00</b>
<b>Net Worth</b>	<b>\$250.80</b>	<b>\$246.76</b>	<b>\$18.30</b>	<b>\$1,944.19</b>



**BAY COUNTY DRAIN COMMISSIONER**  
**2013 Annual Report**  
**Chapter 8 Drains**  
**2013 Balance Sheets**

	TAP GROVE	TEBO ERICKSON	TENNANT	TOBICO
<u>Assets</u>				
Cash	\$12,405.51	\$480.23	(\$75.57)	\$420.46
Investments	\$868.49	\$400.00	\$75.57	-
Due from Other Govt. Units	-	-	-	-
Due from Primary Govt.	-	-	\$929.05	-
Assessments Receivable	-	-	\$4,037.81	-
Interest Receivable	-	-	-	-
<b>Total Assets</b>	<b>\$13,274.00</b>	<b>\$880.23</b>	<b>\$4,966.86</b>	<b>\$420.46</b>
<u>Liabilities</u>				
Accounts Payable	-	-	-	-
Deferred Revenue	-	-	\$5,000.00	-
Due to Other Funds	-	-	\$34.39	-
Due to Others	-	-	-	-
Due to Primary Govt.	-	-	-	-
<b>Total Liabilities</b>	<b>\$0.00</b>	<b>\$0.00</b>	<b>\$5,034.39</b>	<b>\$0.00</b>
<b>Net Worth</b>	<b>\$13,274.00</b>	<b>\$880.23</b>	<b>(\$67.53)</b>	<b>\$420.46</b>

**BAY COUNTY DRAIN COMMISSIONER  
2013 Annual Report  
Chapter 8 Drains  
2013 Balance Sheets**

	TREIBER	TROMBLEY	UHLMAN	UHLMAN BR
<u>Assets</u>				
Cash	\$145.76	\$3,960.80	\$210.25	-
Investments	\$10,132.55	\$69,540.92	\$50,169.55	\$2,347.64
Due from Other Govt. Units	-	-	-	-
Due from Primary Govt.	-	-	-	-
Assessments Receivable	-	-	-	-
Interest Receivable	\$148.13	\$1,016.64	\$733.45	\$34.32
<b>Total Assets</b>	<b>\$10,426.44</b>	<b>\$74,518.36</b>	<b>\$51,113.25</b>	<b>\$2,381.96</b>
<u>Liabilities</u>				
Accounts Payable	-	-	-	-
Deferred Revenue	-	-	-	-
Due to Other Funds	-	\$4,004.38	-	-
Due to Others	-	-	-	-
Due to Primary Govt.	-	\$764.29	-	-
<b>Total Liabilities</b>	<b>\$0.00</b>	<b>\$4,768.67</b>	<b>\$0.00</b>	<b>\$0.00</b>
<b>Net Worth</b>	<b>\$10,426.44</b>	<b>\$69,749.69</b>	<b>\$51,113.25</b>	<b>\$2,381.96</b>

**BAY COUNTY DRAIN COMMISSIONER  
2013 Annual Report  
Chapter 8 Drains  
2013 Balance Sheets**

	VANDE- VYVERE	VENNARD	VOGTMAN	WALDO
<u>Assets</u>				
Cash	\$15.96	\$631.76	-	\$394.33
Investments	-	\$3,559.74	\$4,981.48	\$12,659.21
Due from Other Govt. Units	-	-	-	-
Due from Primary Govt.	-	-	-	-
Assessments Receivable	-	-	-	-
Interest Receivable	-	\$52.04	\$72.83	\$185.07
<b>Total Assets</b>	<b>\$15.96</b>	<b>\$4,243.54</b>	<b>\$5,054.31</b>	<b>\$13,238.61</b>
<u>Liabilities</u>				
Accounts Payable	-	-	-	-
Deferred Revenue	-	-	-	-
Due to Other Funds	\$6,938.57	-	-	-
Due to Others	-	-	-	-
Due to Primary Govt.	\$687.75	-	-	-
<b>Total Liabilities</b>	<b>\$7,626.32</b>	<b>\$0.00</b>	<b>\$0.00</b>	<b>\$0.00</b>
<b>Net Worth</b>	<b>(\$7,610.36)</b>	<b>\$4,243.54</b>	<b>\$5,054.31</b>	<b>\$13,238.61</b>

**BAY COUNTY DRAIN COMMISSIONER  
2013 Annual Report  
Chapter 8 Drains  
2013 Balance Sheets**

	WALK	WARMBIER	WEBSTER MERRITT	WEBSTER WILLIAMS
<u>Assets</u>				
Cash	\$100.22	\$400.06	\$543.81	-
Investments	\$100.00	\$2,673.36	\$484.10	\$50.00
Due from Other Govt. Units	-	-	-	-
Due from Primary Govt.	-	-	-	-
Assessments Receivable	-	-	-	-
Interest Receivable	-	\$39.08	-	-
<b>Total Assets</b>	<b>\$200.22</b>	<b>\$3,112.50</b>	<b>\$1,027.91</b>	<b>\$50.00</b>
<u>Liabilities</u>				
Accounts Payable	-	-	-	-
Deferred Revenue	-	-	-	-
Due to Other Funds	-	-	\$2,690.18	-
Due to Others	-	-	-	-
Due to Primary Govt.	-	-	\$1,870.20	-
<b>Total Liabilities</b>	<b>\$0.00</b>	<b>\$0.00</b>	<b>\$4,560.38</b>	<b>\$0.00</b>
<b>Net Worth</b>	<b>\$200.22</b>	<b>\$3,112.50</b>	<b>(\$3,532.47)</b>	<b>\$50.00</b>

**BAY COUNTY DRAIN COMMISSIONER  
2013 Annual Report  
Chapter 8 Drains  
2013 Balance Sheets**

	WECKER	WEGNER	WEISS MEAD	WENGLI-KOWSKI
<u>Assets</u>				
Cash	\$209.36	\$101.14	\$1,149.71	-
Investments	\$10,834.05	\$7,299.07	\$79,736.27	\$370.07
Due from Other Govt. Units	-	-	-	-
Due from Primary Govt.	-	-	-	-
Assessments Receivable	-	-	-	-
Interest Receivable	\$158.39	\$106.71	\$1,165.69	-
<b>Total Assets</b>	<b>\$11,201.80</b>	<b>\$7,506.92</b>	<b>\$82,051.67</b>	<b>\$370.07</b>
<u>Liabilities</u>				
Accounts Payable	-	-	-	-
Deferred Revenue	-	-	-	-
Due to Other Funds	-	-	-	-
Due to Others	-	-	-	-
Due to Primary Govt.	-	-	-	-
<b>Total Liabilities</b>	<b>\$0.00</b>	<b>\$0.00</b>	<b>\$0.00</b>	<b>\$0.00</b>
<b>Net Worth</b>	<b>\$11,201.80</b>	<b>\$7,506.92</b>	<b>\$82,051.67</b>	<b>\$370.07</b>

**BAY COUNTY DRAIN COMMISSIONER**  
**2013 Annual Report**  
**Chapter 8 Drains**  
**2013 Balance Sheets**

	WEST BR	WEST BR 1	WEST BR 2	WETTER
<u>Assets</u>				
Cash	\$799.44	\$0.05	-	-
Investments	\$25,005.56	\$30.27	\$4,553.12	\$3,672.94
Due from Other Govt. Units	-	-	-	-
Due from Primary Govt.	-	-	-	-
Assessments Receivable	-	-	-	-
Interest Receivable	\$365.56	-	\$66.56	\$53.70
<b>Total Assets</b>	<b>\$26,170.56</b>	<b>\$30.32</b>	<b>\$4,619.68</b>	<b>\$3,726.64</b>
<u>Liabilities</u>				
Accounts Payable	-	-	-	-
Deferred Revenue	-	-	-	-
Due to Other Funds	(\$146.06)	-	-	-
Due to Others	-	-	-	-
Due to Primary Govt.	-	-	-	-
<b>Total Liabilities</b>	<b>(\$146.06)</b>	<b>\$0.00</b>	<b>\$0.00</b>	<b>\$0.00</b>
<b>Net Worth</b>	<b>\$26,316.62</b>	<b>\$30.32</b>	<b>\$4,619.68</b>	<b>\$3,726.64</b>

**BAY COUNTY DRAIN COMMISSIONER  
2013 Annual Report  
Chapter 8 Drains  
2013 Balance Sheets**

	WHITE	WHITE- FEATHER WILSON	WHITE- FEATHER BR 1	WHITE- FEATHER BR 2
<u>Assets</u>				
Cash	-	\$19.79	-	-
Investments	\$1,743.55	-	\$304.09	\$632.28
Due from Other Govt. Units	-	-	-	-
Due from Primary Govt.	-	-	-	-
Assessments Receivable	-	-	-	-
Interest Receivable	\$25.49	-	-	-
<b>Total Assets</b>	<b>\$1,769.04</b>	<b>\$19.79</b>	<b>\$304.09</b>	<b>\$632.28</b>
<u>Liabilities</u>				
Accounts Payable	-	-	-	-
Deferred Revenue	-	-	-	-
Due to Other Funds	-	-	-	-
Due to Others	-	-	-	-
Due to Primary Govt.	-	-	-	-
<b>Total Liabilities</b>	<b>\$0.00</b>	<b>\$0.00</b>	<b>\$0.00</b>	<b>\$0.00</b>
<b>Net Worth</b>	<b>\$1,769.04</b>	<b>\$19.79</b>	<b>\$304.09</b>	<b>\$632.28</b>

**BAY COUNTY DRAIN COMMISSIONER  
2013 Annual Report  
Chapter 8 Drains  
2013 Balance Sheets**

	WHITE- FEATHER	WILCOX	WILLIARD	WILSON
<u>Assets</u>				
Cash	\$4,532.26	\$2,488.57	-	\$108.56
Investments	\$18,378.83	\$281.25	\$24.43	-
Due from Other Govt. Units	-	-	-	-
Due from Primary Govt.	-	-	-	-
Assessments Receivable	-	-	-	-
Interest Receivable	\$268.69	-	-	-
<b>Total Assets</b>	<b>\$23,179.78</b>	<b>\$2,769.82</b>	<b>\$24.43</b>	<b>\$108.56</b>
<u>Liabilities</u>				
Accounts Payable	-	\$3,627.75	-	-
Deferred Revenue	-	-	-	-
Due to Other Funds	\$3,602.86	\$88,712.47	-	-
Due to Others	-	-	-	-
Due to Primary Govt.	-	\$155.77	-	-
<b>Total Liabilities</b>	<b>\$3,602.86</b>	<b>\$92,495.99</b>	<b>\$0.00</b>	<b>\$0.00</b>
<b>Net Worth</b>	<b>\$19,576.92</b>	<b>(\$89,726.17)</b>	<b>\$24.43</b>	<b>\$108.56</b>



**BAY COUNTY DRAIN COMMISSIONER  
2013 Annual Report  
Chapter 8 Drains  
2013 Balance Sheets**

	WITBRODT	WOLVERINE YOUNGS DITCH	ZIEGLER	
<u>Assets</u>				
Cash	\$1,019.03	\$0.70	\$609.00	\$3,766.60
Investments	\$50.10	-	\$17,360.28	\$2,095.85
Due from Other Govt. Units	-	-	-	\$750.00
Due from Primary Govt.	-	-	-	\$380.00
Assessments Receivable	-	-	-	\$3,600.00
Interest Receivable	-	-	\$253.80	\$30.64
<b>Total Assets</b>	<b>\$1,069.13</b>	<b>\$0.70</b>	<b>\$18,223.08</b>	<b>\$10,623.09</b>
<u>Liabilities</u>				
Accounts Payable	-	-	-	\$158.37
Deferred Revenue	-	-	-	\$5,000.00
Due to Other Funds	-	-	\$146.06	\$1,193.10
Due to Others	-	-	-	-
Due to Primary Govt.	-	-	-	\$165.21
<b>Total Liabilities</b>	<b>\$0.00</b>	<b>\$0.00</b>	<b>\$146.06</b>	<b>\$6,516.68</b>
<b>Net Worth</b>	<b>\$1,069.13</b>	<b>\$0.70</b>	<b>\$18,077.02</b>	<b>\$4,106.41</b>

**BAY COUNTY DRAIN COMMISSIONER**  
**2013 Annual Report**  
**Chapter 8 Drains**  
**2013 Balance Sheets**

	ZIMMERMAN	BAXMAN	BIS	DINGMAN #3
<u>Assets</u>				
Cash	-	\$1,377.35	-	-
Investments	\$100.00	\$22,629.33	\$914.02	\$3,966.20
Due from Other Govt. Units	-	-	-	-
Due from Primary Govt.	\$1,570.42	-	-	-
Assessments Receivable	\$3,429.58	-	-	-
Interest Receivable	-	\$330.83	-	\$57.98
<b>Total Assets</b>	<b>\$5,100.00</b>	<b>\$24,337.51</b>	<b>\$914.02</b>	<b>\$4,024.18</b>
<u>Liabilities</u>				
Accounts Payable	-	-	-	-
Deferred Revenue	\$5,000.00	-	-	-
Due to Other Funds	\$4,901.82	\$196.92	-	-
Due to Others	-	-	-	-
Due to Primary Govt.	\$1,141.45	-	-	-
<b>Total Liabilities</b>	<b>\$11,043.27</b>	<b>\$196.92</b>	<b>\$0.00</b>	<b>\$0.00</b>
<b>Net Worth</b>	<b>(\$5,943.27)</b>	<b>\$24,140.59</b>	<b>\$914.02</b>	<b>\$4,024.18</b>